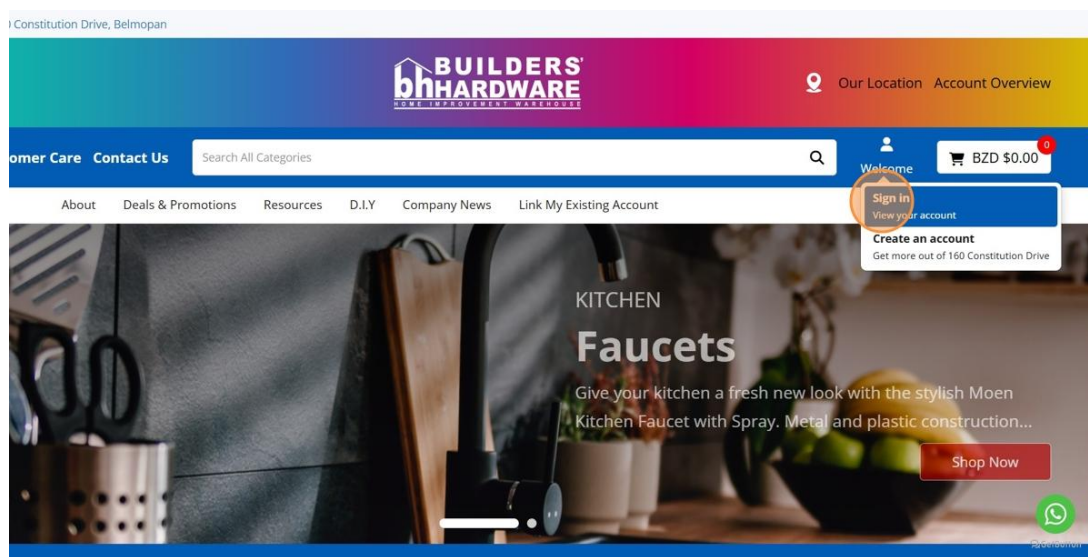


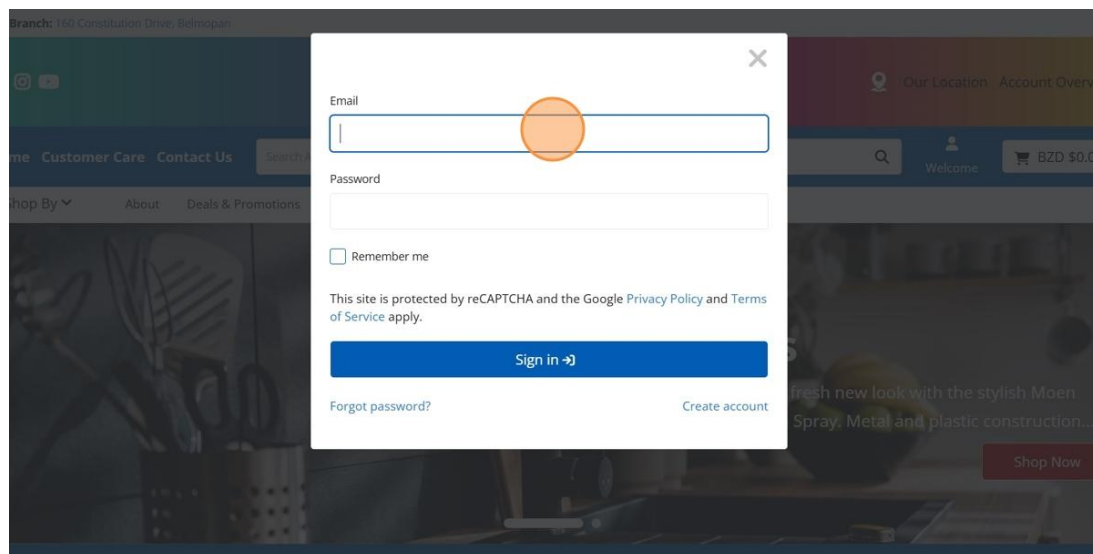
How to Login + Reset Your Password on Builders Hardware Belize

This guide provides a straightforward process for logging into and resetting your password on Builders Hardware Belize, ensuring easy access to your account. It eliminates confusion with clear steps that cater to both new and returning users. By following this guide, you can quickly regain access to your account and manage your orders efficiently.

1. Navigate to <https://buildershardwarebelize.com>
2. Click "Sign in"



3. Click and enter your email



4. Enter your password

160 Constitution Drive, Belmopan

Customer Care Contact Us

Search

About Deals & Promotions

Our Location Account Overview

Welcome BZD \$0.00

This site is protected by reCAPTCHA and the Google Privacy Policy and Terms of Service apply.

Sign in →

Forgot password? Create account

Shop Now

WhatsApp

5. If you are using a personal computer, you can select the 'Remember Me' checkbox.

Branch 160 Constitution Drive, Belmopan

Home Customer Care Contact Us

Search

Shop By About Deals & Promotions

Our Location Account Overview

Welcome BZD \$0.00

This site is protected by reCAPTCHA and the Google Privacy Policy and Terms of Service apply.

Sign in →

Forgot password? Create account

Shop Now

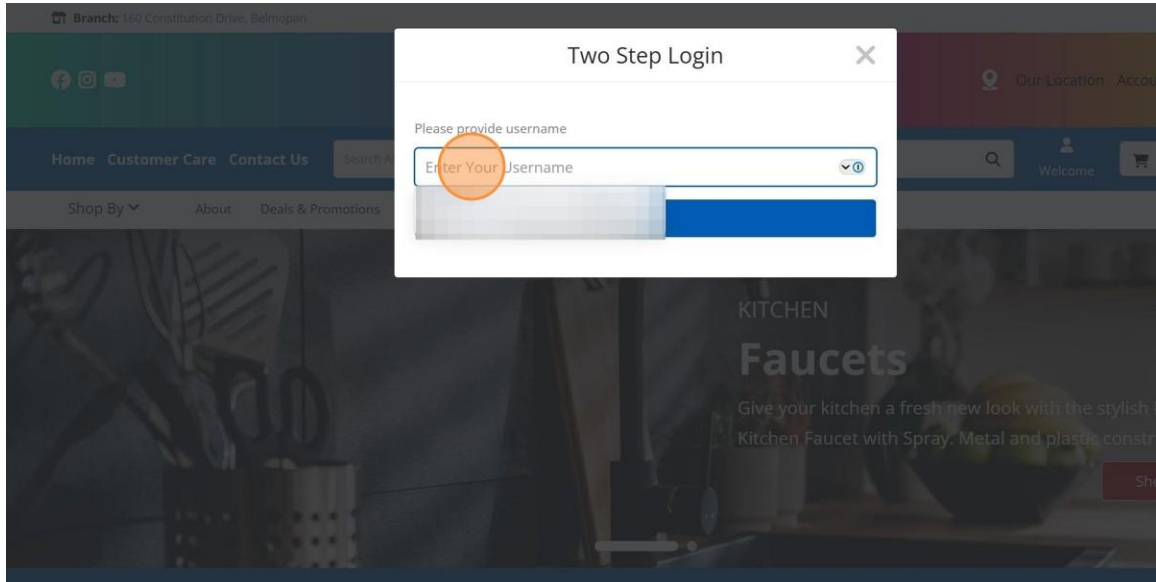
6. Click "Sign in"

A screenshot of the Builders' Hardware website's login page. A white login modal is centered on the screen. It contains fields for 'Email' (with the value 'mervin@tasbelize.com') and 'Password' (masked with dots). Below these fields is a checked 'Remember me' checkbox and a line of text stating: 'This site is protected by reCAPTCHA and the Google Privacy Policy and Terms of Service apply.' At the bottom of the modal is a large red button labeled 'Sign in' with a right-pointing arrow. To the left of this button is a link 'Forgot password?' and to the right is a link 'Create account'. The background of the website is dimmed, showing navigation links like 'Home', 'Customer Care', and 'Contact Us'.

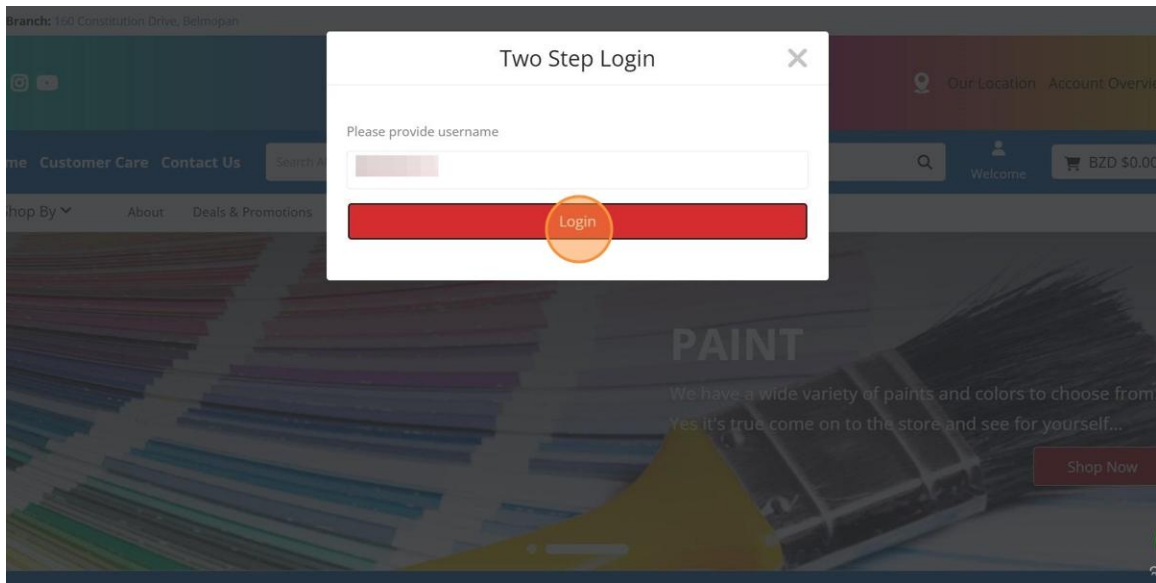
7. Click the "Enter Your Username" field.

A screenshot of the Builders' Hardware website's 'Two Step Login' modal. The modal has a title 'Two Step Login' and a close button. It prompts the user with 'Please provide username' above a text input field. The input field contains the placeholder text 'Enter Your Username' and is highlighted with an orange circle. Below the input field is a blue button labeled 'Login'. The background of the website is dimmed, showing a 'PAINT' section with various paint cans.

8. Enter Your Username



9. Click "Login"



10. When you first log in, you'll need to create a new password.

Home Customer Care Contact Us Search All Categories Welcome

Shop By About Deals & Promotions Resources D.I.Y Company News Link My Existing Account

Home / Set your password

Set your password

It looks like you just used a temporary password.
To proceed with the login and to go to your dashboard, you need to set a new password.

Your new password

Re-type your new password

☐ I'm not a robot

Privacy - Terms

11. Click the "I'm not a robot" checkbox

Set your password

It looks like you just used a temporary password.
To proceed with the login and to go to your dashboard, you need to set a new password.

Your new password

Secure

Re-type your new password

☐ I'm not a robot

Save new password

Privacy - Terms

CONTACT US LEARN MORE OPENING HOURS RESOURCES

VISA

12. Click "Save new password"

Set your password

It looks like you just used a temporary password.
To proceed with the login and to go to your dashboard, you need to set a new password.

Your new password

Secure

Re-type your new password

☐ I'm not a robot

Privacy - Terms

CONTACT US LEARN MORE OPENING HOURS RESOURCES VISA DISCOVER PAYMENT SERVICES Facebook Instagram YouTube