



AMERICA'S FIRST CHOICE FOR HANDLING CYLINDERS SINCE 1958

HEMOCARE PRODUCTS



MEDICAL FACILITY CYL. CARTS & STANDS



OFTEN COPIED / NEVER EQUALED

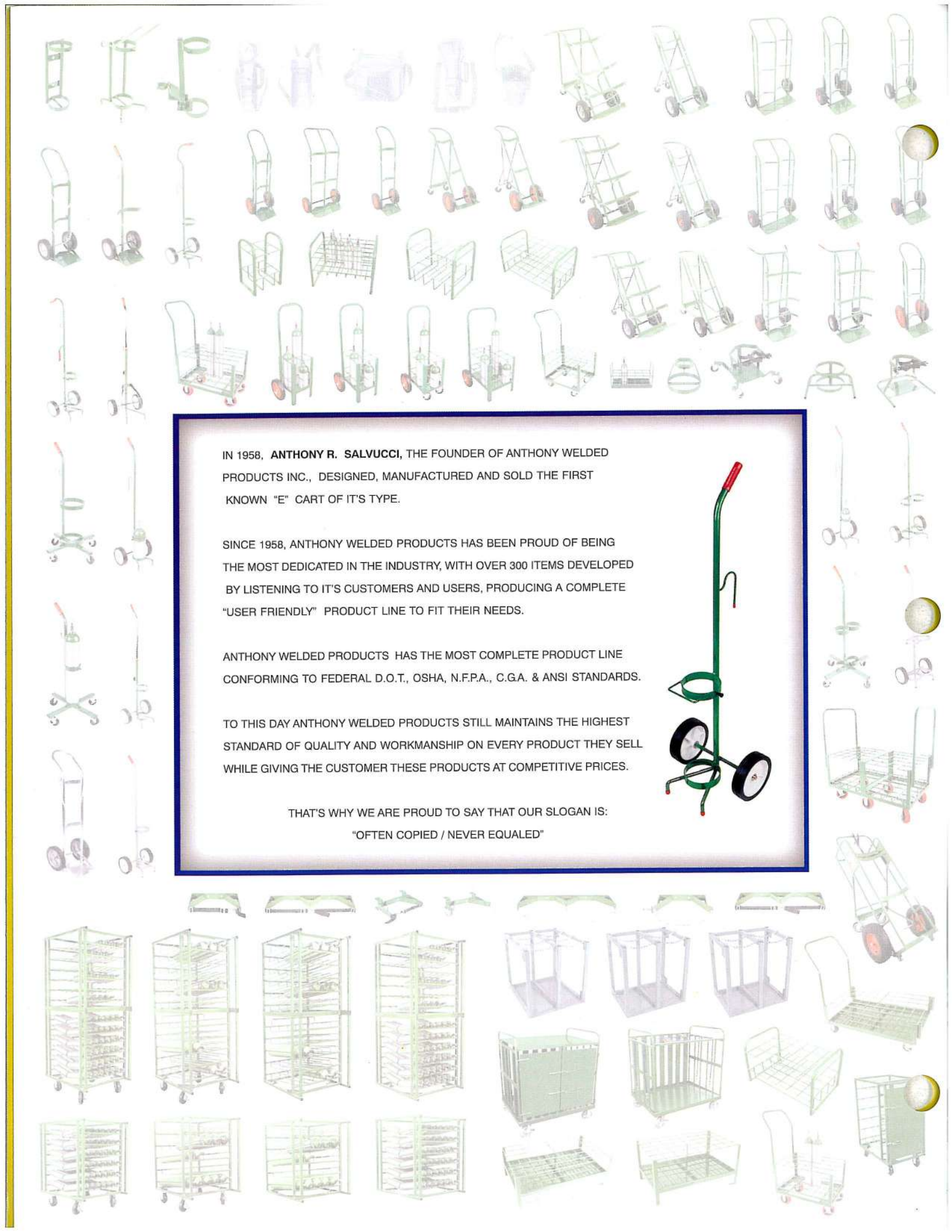
D.O.T. COMPLIANT CYL. CARTS & RACKS



Anthony offers the most complete line of cylinder handling equipment that conforms to Federal OSHA, D.O.T., N.F.P.A., C.G.A. and ANSI standards.

www.anthonycarts.com





IN 1958, **ANTHONY R. SALVUCCI**, THE FOUNDER OF ANTHONY WELDED PRODUCTS INC., DESIGNED, MANUFACTURED AND SOLD THE FIRST KNOWN "E" CART OF IT'S TYPE.

SINCE 1958, ANTHONY WELDED PRODUCTS HAS BEEN PROUD OF BEING THE MOST DEDICATED IN THE INDUSTRY, WITH OVER 300 ITEMS DEVELOPED BY LISTENING TO IT'S CUSTOMERS AND USERS, PRODUCING A COMPLETE "USER FRIENDLY" PRODUCT LINE TO FIT THEIR NEEDS.

ANTHONY WELDED PRODUCTS HAS THE MOST COMPLETE PRODUCT LINE CONFORMING TO FEDERAL D.O.T., OSHA, N.F.P.A., C.G.A. & ANSI STANDARDS.

TO THIS DAY ANTHONY WELDED PRODUCTS STILL MAINTAINS THE HIGHEST STANDARD OF QUALITY AND WORKMANSHIP ON EVERY PRODUCT THEY SELL WHILE GIVING THE CUSTOMER THESE PRODUCTS AT COMPETITIVE PRICES.

THAT'S WHY WE ARE PROUD TO SAY THAT OUR SLOGAN IS:
"OFTEN COPIED / NEVER EQUALED"





TABLE OF CONTENTS

ANTHONY'S "USER FRIENDLY" PRODUCT LOCATOR CHART (CYLINDERS NOT SOLD)



CYLINDER	M2	M4	ML6	M6,B	M7	M9,C	D	JD	E	M60	M	H, T	LL
DIA./ in.	2.5	3.2	4.3	3.2	4.3	4.3	4.3	5.3	4.3	7.3	8	9.3	21
HT./ in. W/OUT VALVE	5.3	8.5	7.5	11.5	9	12	16.5	16.5	25.5	23	36	50 - 52	62 - 67

CONTENTS	HOLDS CYLINDERS	PAGE NO.
Single / Dual Transport Carts	D, E	4, 5
Stands / Wall Mounts / Shoulder Bags	M4, M6, B, M7, M9,C, D, E	6, 7
Stands / Carts	M4, M6, B	8, 9
Multiple Stands / Carts	M7, M9, C, D, E	10, 11, 12
Heavy-Duty Carts	D, E	13
Heavy-Duty D.O.T. Compliant Delivery Carts	MULTI CYLINDER	14, 15
D.O.T. Compliant Layered Carts / Racks	M7, M9, C, D, E	16
D.O.T. Compliant Layered Carts / Racks	M4, M6	17
Stands / Carts	M, M60	18
Clean Room Carts	H, T	19
Non-Magnetic Carts / Stands	D, E, M, M60, H, T	19
Wall Brackets / Bench Mounts	M, H, T	20
Single / Dual Carts	M, H, T	21
Stands / Rolling Stands	M, M60, H, T	22
Modular Stands	H, T	23
Single Cyl. Delivery Carts	M, H, T	24
Dual Cyl. Delivery Carts	M, H, T	25
Large Liquid Cyl. Carts	LL	26
Replacement Wheels / Casters / Parts	-----	27



D & E SIZE CYLINDER TRANSPORT CARTS

These lightweight, electrically welded carts are constructed of high tensile strength steel that offer greater durability. These carts are used in hospitals, federal institutions and private homes or where portable oxygen units are needed. Equipped with large, quiet, easy rolling wheels, mask hook and nonslip handgrips. Optional color coating for identification purposes available upon request.

All models available in chrome plating or environmentally safe color coatings.
When specifying chrome add "C" after the first number - (6C105)



NO. 6105-8W
HEIGHT: 41" DEPTH: 10"
WIDTH: 12" WEIGHT: 8 lbs.
WHEEL DIA: 8" SEMI PNEU.
LARGER WHEELS



NO. 6106-N
HEIGHT: 41" DEPTH: 10"
WIDTH: 12" WEIGHT: 9 lbs.
WHEEL DIA: 6" SEMI PNEU.
BACK HANDLE



NO. 6106-CH
HEIGHT: 41" DEPTH: 10"
WIDTH: 12" WEIGHT: 9 lbs.
WHEEL DIA: 6" SEMI PNEU.
CANE HANDLE

HOLDS (1) M9 OR C TANK




NO. 6205
HEIGHT: 41" DEPTH: 10"
WIDTH: 14" WEIGHT: 8 lbs.
WHEEL DIA: 6" SEMI PNEU.
DUAL CYLINDER



NO. 6107
HEIGHT: 41" DEPTH: 10"
WIDTH: 12" WEIGHT: 6 lbs.
WHEEL DIA: 6" SEMI PNEU.
EASY GRIP HANDLE



NO. 6105-CM9
HEIGHT: 41" DEPTH: 10"
WIDTH: 12" WEIGHT: 6 lbs.
WHEEL DIA: 6" SEMI PNEU.
HOLDS (1) M9, C TANK





DELUXE D & E SIZE CYLINDER CARTS

MODEL NO. 6105-A is a patented adjustable cart which is the safest and most versatile on the market today. The patented tracking system enables the operator to adjust the slide handle from 30" to 48" without accidentally detaching the handle from the cart, causing injury to the operator or others.

All models available in chrome plating or environmentally safe color coatings.
When specifying chrome add "C" after the first number - (6C105-A)

ADJUSTABLE M9 & C TANK CARTS AVAILABLE - CALL FOR DETAILS & PRICING.

Patented tracking system allows the handle to adjust from 30" to 48" without accidentally detaching from the cart. Detaching could cause damage to the regulator and valve possibly injuring the operator or others.



NO. 6105-A

HEIGHT: 48" (EXTENDED) 30" (RETRACTED)
DEPTH: 10" WIDTH: 12" WEIGHT: 11 lbs.
WHEEL DIA: 6" SEMI. PNEU.



NO. 6103-4

HEIGHT: 41" DEPTH: 20"
WIDTH: 20" WEIGHT: 10 lbs.
CASTER DIA: 3" SWIVEL W/ BRAKE
ONE CYLINDER

These four-wheeled carts offer better control & easy maneuverability in and out of tight spaces. They require no tilting or balancing, giving the operator total control over the cylinder load.

Features include a nonslip hand grip, mask hook and four heavy-duty locking swivel casters.



NO. 6203-4

HEIGHT: 41" DEPTH: 20"
WIDTH: 20" WEIGHT: 12 lbs.
CASTER DIA: 3" SWIVEL W/ BRAKE
TWO CYLINDERS



SMALL SIZE CYLINDER STANDS & MOUNTS


All models available in chrome plating or environmentally safe color coatings.
When specifying chrome add "C" after the first number - (6C10WM)

MODEL NO. 610WM is a **D** or **E** size cyl. wall mount that can be attached to a crash cart or any solid surface. Two ring frame with a height of 14".



NO. 610WM
HEIGHT: 14" DEPTH: 5"
WIDTH: 5" WEIGHT: 4 lbs.

MODEL NO. 610WM-3R is a **M9, C, D** or **E** size cyl. wall mount that can be attached to a crash cart or any solid surface. Three ring frame with a height of 22".



NO. 610WM-3R
HEIGHT: 22" DEPTH: 5"
WIDTH: 5" WEIGHT: 6 lbs.

MODEL NO. 610WM-C is a **C** or **M9** size cyl. wall mount that can be attached to a crash cart or any solid surface. Two ring frame with a height of 8".



NO. 610WM-C
HEIGHT: 8" DEPTH: 5"
WIDTH: 5" WEIGHT: 2 lbs.

MODEL NO. 610H is a **D** or **E** size cyl. stand designed to stand alone, be hand carried, laid down or hung on a gurney or wall for emergency applications.



NO. 610H
HEIGHT: 14" DEPTH: 5"
WIDTH: 5" WEIGHT: 4 lbs.

MODEL NO. 610-CS is a cylinder stand designed to hold a **M7, M9, C, D** or **E** size tank on a hard flat surface.




NO. 610-CS
HEIGHT: 6" DEPTH: 9"
WIDTH: 9" WEIGHT: 4 lbs.



D OR E SIZE CYLINDER WHEELCHAIR MOUNTS

MODEL NO. 610WC safely contains a **D or E** size cylinder that attaches to the rear of a wheelchair. This product features a very versatile adjusting device that allows this bracket to be used on the most popular wheelchairs on the market today. Also available in chrome plating. (Patent Applied)



NO. 610WC
HEIGHT: 14" DEPTH: 6"
WIDTH: 9" WEIGHT: 4 lbs.

MODEL NO. 610WC-IV is a combination **D or E** size cylinder holder and I.V. Pole for most wheelchair applications. Total length of unit is **48"**. Also available in chrome plating.

NO. 610WC-IV
HEIGHT: 48" DEPTH: 5"
WIDTH: 5" WEIGHT: 9 lbs.



PORTABLE CYLINDER BAGS

Anthony's new portable cylinder bags are constructed of (double stitched) thick durable nylon material on the outside and protective foam backing on the inside. Camera and infant style bags are also available. Call for details.

D SIZE OXY. CYL. SHOULDER BAG



NO. 2001-D

FEATURES:

- * PADDED CARRY HANDLE
- * ADJ. SHOULDER STRAP
- * STORAGE POCKET
- * DUAL ZIPPERS
- * BUSINESS CARD HOLDER

C SIZE OXY. CYL. SHOULDER BAG



NO. 2002-C

FEATURES:

- * PADDED CARRY HANDLE
- * ADJ. SHOULDER STRAP
- * STORAGE POCKET
- * DUAL ZIPPERS
- * BUSINESS CARD HOLDER

M6 SIZE OXY. CYL. SHOULDER BAG



NO. 2003-M6

FEATURES:

- * PADDED CARRY HANDLE
- * ADJ. SHOULDER STRAP
- * STORAGE POCKET
- * DUAL ZIPPERS
- * BUSINESS CARD HOLDER

M9,C or M6 SIZE OXY. CYL. BACKPACK BAG



NO. 2004-M6BP

FEATURES:

- * ADJ. SHOULDER STRAP
- * DUAL ZIPPERS
- * BUSINESS CARD HOLDER

M9,C or M6 SIZE OXY. CYL. FANNYPACK



NO. 2005-M6FP

FEATURES:

- * ADJ. WAIST STRAP
- * CARRY HANDLE
- * DUAL ZIPPERS
- * BUSINESS CARD HOLDER



MULTIPLE M4,M6 & B SIZE CYLINDER STANDS

NEWLY DEVELOPED and much needed M4,M6 & B stands are designed for multiple cyl. storage. The all-welded construction of heavy gauge materials insure greater durability and strength. Individual spacing, positive cyl. placement and weight distribution gives these units the right formula for safe storage.

MULTIPLE M2 SIZE CYL. STANDS AVAILABLE - CALL FOR DETAILS & PRICING.



NO. 6060-M6
HEIGHT: 19.5" DEPTH: 10"
WIDTH: 12" WEIGHT: 11 lbs.
CYL. CAP: (6) M4/M6/B



NO. 6120-M6
HEIGHT: 19.5" DEPTH: 12"
WIDTH: 18" WEIGHT: 16 lbs.
CYL. CAP: (12) M4/M6/B

NO. 6100-M6
HEIGHT: 12" DEPTH: 20"
WIDTH: 8" WEIGHT: 10 lbs.
CYL. CAP: (10) M4/M6/B



SOLD SEPARATELY



FOR TRUCK / VAN MOUNTING

NO. PB-10M6
HEIGHT: 7" DEPTH: 21"
WIDTH: 9" WEIGHT: 10 lbs.
HOLDS (1) 6100-M6 RACK



Bolt down bars & feet
on these models.



NO. 6300-M6
HEIGHT: 16" DEPTH: 23"
WIDTH: 19" WEIGHT: 30 lbs.
CYL. CAP: (30) M4/M6/B



NO. 6600-M6
HEIGHT: 16" DEPTH: 39"
WIDTH: 23" WEIGHT: 60 lbs.
CYL. CAP: (60) M4/M6/B

BUMPER GUARD KITS FOR ANTHONY M4,M6 & B SIZE CYL. CARTS AND STANDS.



Anthony has developed a unique cylinder protection system for it's multiple cylinder carts, cylinder stands and racks. These newly designed plastic bumper guards (PATENT PENDING) help protect the surfaces of steel and aluminum cylinders from being scratched, gouged, scraped, or marred. These bumpers also eliminate the clanging noise when cylinders are in transport. **NOTE:** These retrofit bumper guards easily snap into place and **do not come off.**

BUMPER GUARD KIT PART NO.	FITS ANTHONY MODELS	BUMPERS PER KIT	CYLINDER CAPACITY
BG-30M6	6300-M6, 6304-M6	142	30
BG-60M6	6600-M6, 6604-M6	284	60
BG-10M6	6100-M6	54	10
BG-06M6	6060-M6	34	6
BG-12M6	6120-M6	62	12



MULTIPLE M4,M6 & B SIZE CYLINDER CARTS

NEWLY DEVELOPED and much needed M4,M6 & B carts are designed for multiple cylinder transport and storage. The all-welded construction of heavy gauge materials insure greater durability and strength. Individual spacing, positive cylinder placement and weight distribution gives these units the right formula for safe handling.

MULTIPLE M2 SIZE CYLINDER CARTS AVAILABLE - CALL FOR DETAILS & PRICING.

NO. 6304-M6

HEIGHT: 40" DEPTH: 23"
WIDTH: 19" WEIGHT: 35 lbs.
CASTER DIA: 4" x 1.50" CASTERS / LOCKS
CYL. CAP: (30) M4/M6/B



REMOVABLE HANDLE

NO. 6604-M6

HEIGHT: 40" DEPTH: 39"
WIDTH: 23" WEIGHT: 65 lbs.
CASTER DIA: 4" x 1.50" CASTERS / LOCKS
CYL. CAP: (60) M4/M6/B



SINGLE M4,M6 & B SIZE CYL. CARTS ,STANDS, MOUNTS

MODEL NO. 610-CSM6 is a cylinder stand designed to hold (1) M4,M6 or B size tank on a hard flat surface.



NO. 610-CSM6

HEIGHT: 6" DEPTH: 7 3/4"
WIDTH: 7 3/4" WEIGHT: 2 lbs.

MODEL NO. 610WM-M6 is a wall mount designed to hold (1) M4,M6 or B size tank.



NO. 610WM-M6

HEIGHT: 7" DEPTH: 4"
WIDTH: 4" WEIGHT: 2 lbs.

MODEL NO. 6105-M6 is a single cyl. cart designed to carry (1) M4,M6 or B size tank.



NO. 6105-M6

HEIGHT: 41" DEPTH: 10"
WIDTH: 12" WEIGHT: 7 lbs.
WHEEL DIA: 6" SEMI. PNEU.



MULTIPLE M7,M9,C, D & E SIZE CYL. STANDS

These multiple M7, M9, C, D & E size cylinder stands have been designed for use where there is a need for multiple cylinder storage and mobility is not a factor. The all-welded steel construction, combined with our newly designed tubular frame insures greater durability, strength and longer life of the unit.

MULTIPLE JUMBO D (JD) SIZE CYL. RACKS AVAILABLE - CALL FOR DETAILS & PRICING



NO. 6040
HEIGHT: 19.5" DEPTH: 12.5"
WIDTH: 10.5" WEIGHT: 10 lbs.
CYLINDER CAPACITY: 4



NO. 6060
HEIGHT: 19.5" DEPTH: 12"
WIDTH: 15" WEIGHT: 13 lbs.
CYLINDER CAPACITY: 6



NO. 6120
HEIGHT: 19.5" DEPTH: 15"
WIDTH: 22" WEIGHT: 19 lbs.
CYLINDER CAPACITY: 12



*Bolt down bars and feet
on these models.*



NO. 6240
HEIGHT: 19.5" DEPTH: 20"
WIDTH: 32" WEIGHT: 34 lbs.
CYLINDER CAPACITY: 24



NO. 6400
HEIGHT: 20" DEPTH: 40"
WIDTH: 25" WEIGHT: 67 lbs.
CYLINDER CAPACITY: 40

NO. 6180 (not shown)
HEIGHT: 19.5" DEPTH: 15"
WIDTH: 32" WEIGHT: 24 lbs.
CYLINDER CAPACITY: 18

Models **6040, 6060, 6120, 6180, 6240 & 6400** (shown on pg 10) can be made with hinged lockable tops to help prevent theft, misuse or mixing of **D** or **E** cylinders while in storage. These models become the **LTL** series.

NO. 6040-LTL

HEIGHT: 35" DEPTH: 12.5"
WIDTH: 10.5" WEIGHT: 23 lbs.
CYLINDER CAPACITY: 4

NO. 6060-LTL

HEIGHT: 35" DEPTH: 12"
WIDTH: 15" WEIGHT: 28 lbs.
CYLINDER CAPACITY: 6

NO. 6120-LTL

HEIGHT: 35" DEPTH: 15"
WIDTH: 22" WEIGHT: 32 lbs.
CYLINDER CAPACITY: 12

NO. 6180-LTL

HEIGHT: 35" DEPTH: 15"
WIDTH: 32" WEIGHT: 44 lbs.
CYLINDER CAPACITY: 18

NO. 6240-LTL

HEIGHT: 35" DEPTH: 20"
WIDTH: 32" WEIGHT: 55 lbs.
CYLINDER CAPACITY: 24

NO. 6400-LTL

HEIGHT: 35" DEPTH: 40"
WIDTH: 25" WEIGHT: 87 lbs.
CYLINDER CAPACITY: 40



* HOLDS D OR E SIZE CYLINDERS ONLY.

Models **6040, 6060 & 6120** (shown on pg 10) can be equipped with 75 lb. ea. load rated (plug in) locking casters for easy rolling over carpets or tile. Especially designed for use in laboratories, doctors and dentist offices, in the home, or where reserve cylinders are needed. This unique design allows for easy maintenance or replacement of damaged casters. These models become the **PC** series.

NO. 6040-PC

HEIGHT: 23" DEPTH: 12.5"
WIDTH: 10.5" WEIGHT: 14 lbs.
CYLINDER CAPACITY: 4

NO. 6060-PC

HEIGHT: 23" DEPTH: 12"
WIDTH: 15" WEIGHT: 17 lbs.
CYLINDER CAPACITY: 6

NO. 6120-PC

HEIGHT: 23" DEPTH: 15"
WIDTH: 22" WEIGHT: 23 lbs.
CYLINDER CAPACITY: 12



PLUG IN CASTERS

BUMPER GUARD KITS FOR ANTHONY M7,M9,C,D & E SIZE CYL. STANDS.



Anthony has developed a unique cylinder protection system for it's multiple cylinder carts, cylinder stands and racks. These newly designed plastic bumper guards (PATENT PENDING) help protect the surfaces of steel and aluminum cylinders from being scratched, gouged, scraped, or marred. These bumpers also eliminate the clanging noise when cylinders are in transport. **NOTE:** These retrofit bumper guards easily snap into place and **do not come off.**

BUMPER GUARD KIT PART NO.	FITS ANTHONY MODELS	BUMPERS PER KIT	CYLINDER CAPACITY
BG-4E	6040, 6040-LTL, 6040-PC	24	4
BG-6E	6060, 6060-LTL, 6060-PC	34	6
BG-12E	6120, 6120-LTL, 6120-PC	62	12
BG-18E	6180, 6180-LTL	90	18
BG-24E	6240, 6240-LTL	116	24
BG-40E	6400, 6400-LTL	186	40



MULTIPLE M7,M9, C, D & E SIZE CYL. CARTS

The ultimate in durability, these units are designed for applications where multiple M7, M9, C, D, & E size cylinder transport, storage or manifolding is required. Individual spacing, positive cylinder placement and weight distribution allows for easy handling on uneven or irregular surfaces. The all-welded steel construction of angle iron and steel round bar insures greater durability and strength.

MULTIPLE JUMBO D (JD) SIZE CYL. CARTS AVAILABLE - CALL FOR DETAILS & PRICING.

ALL MODELS BELOW WILL FIT CYLINDERS WITH ENCLOSED CASINGS OVER REGULATORS.



NO. 6041

HEIGHT: 42" DEPTH: 10"
WIDTH: 18" WEIGHT: 26 lbs.
WHEEL DIA: 10" x 1.75" SOLID
CYLINDER CAPACITY: 4



NO. 6061

HEIGHT: 42" DEPTH: 15"
WIDTH: 18" WEIGHT: 30 lbs.
WHEEL DIA: 10" x 1.75" SOLID
CYLINDER CAPACITY: 6



NO. 6064

HEIGHT: 42" DEPTH: 15"
WIDTH: 18" WEIGHT: 33 lbs.
WHEEL DIA: 10" x 1.75" SOLID
4" x 1.50" CASTERS/LOCKS
CYLINDER CAPACITY: 6



NO. 6121

HEIGHT: 42" DEPTH: 20"
WIDTH: 22" WEIGHT: 39 lbs.
WHEEL DIA: 10" x 1.75" SOLID
CYLINDER CAPACITY: 12



NO. 6124

HEIGHT: 42" DEPTH: 20"
WIDTH: 22" WEIGHT: 44 lbs.
WHEEL DIA: 10" SOLID
4" x 1.50" CASTERS/LOCKS
CYLINDER CAPACITY: 12



NO. 6244

HEIGHT: 42" DEPTH: 30"
WIDTH: 20" WEIGHT: 50 lbs.
CASTER DIA: 4" x 1.50" W/LOCKS
CYLINDER CAPACITY: 24

NO. 6184 (NOT SHOWN)

HEIGHT: 42" DEPTH: 30"
WIDTH: 16" WEIGHT: 43 lbs.
CASTER DIA: 4" x 1.50" W/LOCKS
CYLINDER CAPACITY: 18



HEAVY-DUTY D & E SIZE TRANSPORT CARTS

MODEL NO. 6246 is a rugged heavy-duty delivery cart designed to transport or store up to 24 D or E size cylinders. Constructed with a high quality heavy-gauge angle iron steel frame, this unit was tested and load rated using heavier steel cylinders rather than light weight aluminum cylinders. Other features include a removable handle, that can be put on the swivel caster side or the rigid caster side for the push or pulling comfort of the operator. Equipped with large 6" heavy-duty plate casters (2 locking swivel - 2 rigid) that can be easily removed for repair, maintenance or replacement.

MODEL NO. 6406 is a rugged heavy-duty cylinder delivery cart designed to hold up to 40 D or E size cylinders while in transport or storage. Constructed with a high quality heavy-gauge angle iron steel frame, this unit was tested and load rated using heavier steel cylinders rather than light weight aluminum cylinders. Other features include (2) removable handles, for shipping and storage purposes, and large 6" heavy-duty plate casters (4 locking swivel - 2 rigid) that can be easily removed for repair, maintenance or replacement.

D.O.T. COMPLIANT LOCKTOP MODELS AVAILABLE ON PAGE'S 14, 15, 16 17.



NO. 6246

HEIGHT: 45" WIDTH: 21 1/2" (O.D.)
DEPTH: 31 1/2" (O.D.) WEIGHT: 75 lbs.
CASTER DIA: 6" x 2" RUBBER SWIVEL / BRAKE
6" x 2" RUBBER RIGID
CYLINDER CAPACITY: 24

**HEAVY-DUTY 6"
CASTERS W/ BRAKES.**



NO. 6406

HEIGHT: 45" WIDTH: 25 1/4" (O.D.)
DEPTH: 46 1/2" (O.D.) WEIGHT: 128 lbs.
CASTER DIA: 6" x 2" RUBBER SWIVEL / BRAKE
6" x 2" RUBBER RIGID
CYLINDER CAPACITY: 40

13



SOUND DEADENING KITS (FOR CARTS ON PAGE 12 & 13)

***"Makes delivering cylinders
completely invisible to the ears"***



Anthony has developed an exclusive sound deadening system for their multiple cylinder carts, used to distribute cylinders in and around hospitals, rest homes, convalescent homes etc. or where **QUIET** is essential.

These sound deadening kits include heavy-duty sound deadening matting & plastic bumper guards. This formula eliminates the rattling & clanging of steel & aluminum cylinders while in transport.

SOUND DEADENING KIT PART NO.	FITS ANTHONY MODELS	CYLINDER CAPACITY
SDK-4E	6041	4
SDK-6E	6061, 6064	6
SDK-12E	6121, 6124	12
SDK-18E	6184	18
SDK-24E	6244, 6246	24
SDK-40E	6406	40



HEAVY-DUTY D.O.T. COMPLIANT LOCK-TOP CARTS

These rugged heavy-duty D.O.T. compliant **LOCK-TOP** delivery carts are designed to transport or store standard valve type or intergrated valve unit "E" type cylinders. Constructed with a high quality heavy-gauge angle iron steel frame, these units were tested and load rated using heavier steel cylinders rather than light weight aluminum cylinders. Equipped with large 6" heavy-duty plate casters (2 locking swivel - 2 rigid) that can be easily removed for repair, maintenance or replacement.

THESE CARTS COMPLY WITH CURRENT D.O.T. 49 CFR Ch1: 10-1-05 ED. 177.840 REQUIREMENTS.

DESIGNED TO HOLD BOTH:

- * STANDARD VALVE "E" TYPE CYL'S
- * INTERGRATED VALVE UNIT "E" TYPE CYL'S



NO. 6246-ELT
HEIGHT: 46" DEPTH: 41" (O.D.)
WIDTH: 21" (O.D) WEIGHT: 110 lbs.
6" x 2" RUBBER SWIVEL / BRAKE
6" x 2" RUBBER RIGID
CYLINDER CAPACITY: 24 (E)

LARGE HEAVY-DUTY 6" PLATE
CASTERS W/ BRAKES STANDARD
ON ALL LOCK-TOP MODELS.

HOLDS 45 (M6) CYLINDERS



NO. 6456-M6LT
HEIGHT: 46" DEPTH: 41" (O.D.)
WIDTH: 21" (O.D) WEIGHT: 110 lbs.
6" x 2" RUBBER SWIVEL / BRAKE
6" x 2" RUBBER RIGID
CYLINDER CAPACITY: 45 (M6)



NO. 6406-ELT
HEIGHT: 46" DEPTH: 46" (O.D.)
WIDTH: 26" (O.D) WEIGHT: 180 lbs.
6" x 2" RUBBER SWIVEL / BRAKE
6" x 2" RUBBER RIGID
CYLINDER CAPACITY: 40 (E)



BUMPER GUARD KIT INCLUDED:

These D.O.T. compliant locktop carts come equipped, at **NO EXTRA COST**, with Anthony's (patented) bumper guards that will not come off unless they are physically removed.

- * Eliminates the noisy clanging of cylindes against metal surfaces.
- * Helps protect the cylinders from scratching & marring of special coatings and paint.



HEAVY-DUTY D.O.T. COMPLIANT VAN RACKS

Anthony's popular Heavy-Duty D.O.T. Compliant Van Racks are designed to meet the current D.O.T. regulations governing safe and secure cylinder placement during vehicular transportation (49.CFR Ch1: 10-1-05 ed. 1777.840). Our unique (Patented) incline cylinder nesting design helps prevent cylinders from shifting, moving or ejecting.

Available in a variety of different cylinder configurations, these racks are pre-drilled for positive placement when securing in vans or trucks. Detachable locking doors are standard on all models for easy loading and unloading of cylinders.

Contact our office toll free (877) 721.7211 for details and pricing.





HEAVY-DUTY MULTI-CYLINDER DELIVERY CARTS

ENVIRONMENTALLY SAFE COLOR COATINGS

These heavy-duty carts are designed to transport multiple types and sizes of cylinders. Its unique slanted floor plate, and deeper design, angles the cylinders to the rear of the cart for safety. Features include a rectangular design for compact nesting in delivery trucks, dual handles for easy maneuvering in tight places, heavy-duty rugged 6" steel locking casters and ratchet straps standard on all models. **Phenolic, Neoprene and Polyurethane casters** are available upon request.

(2) heavy-duty nylon ratchet straps are standard on every model to secure the cylinder load.



CYLINDER TYPE:	HOLDS UP TO (PER LOAD)
D or E ALUMINUM OXY.	68
D or E STEEL OXY.	81
M9 or C ALUMINUM OXY.	68
M6 or B ALUMINUM OXY.	130 +
(JD) ALUMINUM OXY.	56



NO. CB50-4
HEIGHT: 48" WIDTH: 42"
DEPTH: 32" WEIGHT: 180 lbs.
6" x 2" STEEL SWIVEL / BRAKES
6" x 2" STEEL RIGID



NO. CB50-4SV
HEIGHT: 48" WIDTH: 42"
DEPTH: 22" WEIGHT: 250 lbs.
6" x 2" STEEL SWIVEL / BRAKES
6" x 2" STEEL RIGID



NO. CB50-4LV
HEIGHT: 48" WIDTH: 42"
DEPTH: 42" WEIGHT: 250 lbs.
6" x 2" STEEL SWIVEL / BRAKES
6" x 2" STEEL RIGID



HEAVY-DUTY D.O.T. COMPLIANT DELIVERY CARTS

Anthony's CB50 series carts (pictured above) can be purchased with D.O.T. compliant removable steel doors that prevent the cylinder load from shifting, moving or ejecting from the vehicle.

When these models are securely strapped within a vehicle they comply with D.O.T. 49 CFR Ch1: 10-1-05 ed. 177.840 requirements.



NO. CB50-4-SD
HEIGHT: 48" WIDTH: 42"
DEPTH: 32" WEIGHT: 180 lbs.
6" x 2" STEEL SWIVEL / BRAKES
6" x 2" STEEL RIGID
MAX. CYL. DEPTH: 30"
(with doors closed)

NO. CB50-4SV-SD
HEIGHT: 48" WIDTH: 42"
DEPTH: 22" WEIGHT: 250 lbs.
6" x 2" STEEL SWIVEL / BRAKES
6" x 2" STEEL RIGID
MAX. CYL. DEPTH: 20"
(with doors closed)

NO. CB50-4LV-SD
HEIGHT: 48" WIDTH: 42"
DEPTH: 22" WEIGHT: 250 lbs.
6" x 2" STEEL SWIVEL / BRAKES
6" x 2" STEEL RIGID
MAX. CYL. DEPTH: 40"
(with doors closed)



LAYERED M7,M9, C, D, & E SIZE CYL. CARTS & RACKS

Layered M7, M9, C, D & E type cylinder carts and racks are designed for easy storing of full and empty cylinders in the same unit. Constructed of heavy gauge square tubing, round bar, large 5" casters with locks and convenient full length push handles. The specially designed angled shelves are dirt and dust collection free, and when moisture is present these shelves allow free air flow drying.

EACH UNIT IS INDIVIDUALLY BOXED - SOME ASSEMBLY REQUIRED
CAUTION: ALWAYS LOAD CYLINDERS CAREFULLY.

LAYERED CARTS

CYLINDER CAPACITY: (25) D / E or (50) M7 / M9 / C



NO. LC25-4 (shown)

HEIGHT: 40" DEPTH: 32"
WIDTH: 27" WEIGHT: 105 lbs.
CASTER DIA: 5" W/BRAKE

NO. LC25-4SD

CART WITH REMOVABLE STEEL DOOR THAT FIT STANDARD VALVE "E" TYPE CYLINDERS.

NO. LC25-4SD-IVU

CART WITH REMOVABLE STEEL DOOR THAT FIT INTERGRATED VALVE UNIT (IVU) "E" TYPE CYLINDERS.

BUMPER GUARD KIT
NO. BG-25E-LC



NO. LC50-4 (shown)

HEIGHT: 73" DEPTH: 32"
WIDTH: 27" WEIGHT: 190 lbs.
CASTER DIA: 5" W/BRAKE

NO. LC50-4SD

CART W/ REMOVABLE STEEL DOORS THAT FIT STANDARD VALVE "E" TYPE CYLINDERS.

NO. LC50-4SD-IVU

CART W/ REMOVABLE STEEL DOORS THAT FIT INTERGRATED VALVE UNIT (IVU) "E" TYPE CYLINDERS.

BUMPER GUARD KIT
NO. BG-50E-LC

CYLINDER CAPACITY: (50) D / E or (100) M7 / M9 / C

LAYERED RACKS

CYLINDER CAPACITY: (25) D / E or (50) M7 / M9 / C



BOLT DOWN
FEET

NO. LR25 (shown)

HEIGHT: 40" DEPTH: 32"
WIDTH: 27" WEIGHT: 87 lbs.

NO. LR25-SD

RACK WITH REMOVABLE STEEL DOOR THAT FIT STANDARD VALVE "E" TYPE CYLINDERS.

NO. LR25-SD-IVU

RACK WITH REMOVABLE STEEL DOOR THAT FIT INTERGRATED VALVE UNIT (IVU) "E" TYPE CYLINDERS.

BUMPER GUARD KIT
NO. BG-25E-LR



NO. LR50 (shown)

HEIGHT: 66" DEPTH: 32"
WIDTH: 27" WEIGHT: 174 lbs.

NO. LR50-SD

RACK W/ REMOVABLE STEEL DOORS THAT FIT STANDARD VALVE "E" TYPE CYLINDERS.

NO. LR50-SD-IVU

RACK W/ REMOVABLE STEEL DOORS THAT FIT INTERGRATED VALVE UNIT (IVU) "E" TYPE CYLINDERS.

BUMPER GUARD KIT
NO. BG-50E-LR

CYLINDER CAPACITY: (50) D / E or (100) M7 / M9 / C

D.O.T. COMPLIANT MODELS AVAILABLE.

Models on page 16 & 17 can be purchased with lockable steel doors and when securely strapped within a vehicle comply with current D.O.T. 49 CFR Ch1: 10-1-05 ed. 177.840 requirements.

2 types of D.O.T compliant door styles available upon request.



This SD style door is designed for use with standard valve type "E" cylinders. Max. Cyl. Length: 30"



This SD-IVU style door is designed for use with Intergrated Valve Unit (IVU) "E" type cyl's. Max Cyl. Length: 35".



LAYERED M4,M6 & B CYLINDER CARTS & RACKS

Layered M4,M6 & B type cylinder carts and racks are designed for easy storing of full and empty cylinders in the same unit. Constructed of heavy gauge square tubing, round bar, large 5" casters with locks and convenient full length push handles. The specially designed shelves are dirt and dust collection free, and when moisture is present these shelves allow free air flow drying.

EACH UNIT IS INDIVIDUALLY BOXED - SOME ASSEMBLY REQUIRED
CAUTION: ALWAYS LOAD CYLINDERS CAREFULLY.

D.O.T. COMPLIANT REMOVABLE LOCKING STEEL DOORS AVAILABLE. ADD "SD" AFTER NO. (EXAMPLE: LC84-M6SD)

LAYERED CARTS

CYLINDER CAPACITY: (84) M4 / M6 / B



NO. LC84-M6 (shown)

HEIGHT: 40" DEPTH: 32"
WIDTH: 27" WEIGHT: 105 lbs.
CASTER DIA: 5" W/BRAKE

NO. LC84-M6SD

CART WITH REMOVABLE STEEL DOORS

BUMPER GUARD KIT
NO. BG-84M6-LC

LAYERED RACKS

CYLINDER CAPACITY: (84) M4 / M6 / B



BOLT DOWN
FEET

NO. LR84-M6 (shown)

HEIGHT: 33" DEPTH: 32"
WIDTH: 27" WEIGHT: 85 lbs.

NO. LR84-M6SD

RACK WITH REMOVABLE STEEL DOORS

BUMPER GUARD KIT
NO. BG-84M6-LC

OPTIONAL BUMPER GUARD KIT AVAILABLE:

These racks and carts can be adapted with the newly designed & PATENTED plastic bumper guards that easily snap into place & will not come off unless they are physically removed.

THESE GUARDS PROTECT THE CYL. FROM SCRATCHING
& THE MARRING OF SPECIAL
COATINGS AND PAINT.



ELIMINATES THE CLANGING OF CYLINDERS
AGAINST A METAL SURFACE.

NO. LC168-M6 (shown)

HEIGHT: 73" DEPTH: 32"
WIDTH: 27" WEIGHT: 190 lbs.
CASTER DIA: 5" W/BRAKE

NO. LC168-M6SD

CART W/ REMOVABLE
STEEL DOORS

BUMPER GUARD KIT
NO. BG-168M6-LC



CYLINDER CAPACITY: (168) M4 / M6 / B

NO. LR168-M6 (shown)

HEIGHT: 66" DEPTH: 32"
WIDTH: 27" WEIGHT: 175 lbs.

NO. LR168-M6SD

RACK W/ REMOVABLE
STEEL DOORS

BUMPER GUARD KIT
NO. BG-168M6-LR



CYLINDER CAPACITY: (168) M4 / M6 / B




M & M60 SIZE CYLINDER CARTS AND STANDS

ALL MODELS AVAILABLE IN A CHROME PLATED FINISH OR ENVIRONMENTALLY SAFE COLOR COATINGS.
WHEN SPECIFYING CHROME ADD "C" AFTER THE FIRST NUMBER - 6C108.

These popular carts are designed to transport (1) 40, 80 or 150 cubic ft. cylinder no greater than 8 1/4" in diameter.
Equipped with safety chains and large 8" wheels.



NO. 6108-C
HEIGHT: 40" DEPTH: 12"
WIDTH: 13" WEIGHT: 14 lbs.
WHEEL DIA: 8" SOLID RUBBER
CONTINUOUS HANDLE



NO. 6108
HEIGHT: 40" DEPTH: 12"
WIDTH: 13" WEIGHT: 12 lbs.
WHEEL DIA: 8" SOLID RUBBER
SINGLE POLE HANDLE



NO. 6108-4TS
HEIGHT: 41" DEPTH: 20"
WIDTH: 20" WEIGHT: 11 lbs.
CASTER DIA: 3" x 1" SWIVEL / LOCKS
4 WHEEL UNIT



NO. 6108-CSM
HEIGHT: 6" DEPTH: 14"
WIDTH: 14" WEIGHT: 5 lbs.
HOLDS 1 "M" TANK



NO. 6108-CSM60
HEIGHT: 6" DEPTH: 14"
WIDTH: 14" WEIGHT: 5 lbs.
HOLDS 1 "M60" TANK

18



SMALL LIQUID OXYGEN CARTS OR STANDS


MODEL NO. 610BLC is a ruggedly built, but light in weight, liquid oxygen cart designed to hold the most popular strollers on the market today. (Not to exceed 6 1/2" depth x 7 1/2" width)

ALL STEEL WELDED FRAME ONLY WEIGHS 5 lbs.

PATENTED tracking system allows the handle to adjust from 26" to 42" without becoming detached from the cart.



NO. 610BLC
HEIGHT: 42" (EXTENDED) 26" (RETRACTED)
DEPTH: 11" WIDTH: 12" WEIGHT: 5 lbs.
WHEEL DIA: 6" SEMI PNEU.





H & T SIZE CYL. CARTS FOR CLEAN ROOM USE

The single and dual cylinder carts shown below are designed to transport high pressure cylinders in a clean room environment. They feature newly designed longer handles for ease of mobility, large non-marring 10" wheels that are not greased or oiled, chrome plated finish with bright plated safety chain.

CHROME PLATED FRAME WITH LARGE NON-MARRING 10" RUBBER / PLASTIC WHEELS



NO. 6110-CRU
HEIGHT: 46" DEPTH: 15"
WIDTH: 15" WEIGHT: 23 lbs.
WHEEL DIA: 10" SEMI. PNEU.
SINGLE CYLINDER



NO. 6114R-CRU
HEIGHT: 46" DEPTH: 28"
WIDTH: 15" WEIGHT: 30 lbs.
WHEEL DIA: 10" SEMI. PNEU.
STATIONARY REAR ASSEMBLY



NO. 6210-CRU
HEIGHT: 46" DEPTH: 15"
WIDTH: 25" WEIGHT: 31 lbs.
WHEEL DIA: 10" SEMI. PNEU.
DUAL CYLINDER




NON-MAGNETIC CARTS & RACKS

Magnetic Resonance Imaging

These all stainless highly durable carts and mounts are painted white & have been tested inside a Phillips 1.5 Tesla Magnet (MRI unit in a major California hospital) with no attraction or disturbance to the coil.



NO. 6110-MRI
HEIGHT: 46" DEPTH: 15"
WIDTH: 15" WEIGHT: 23 lbs.
WHEEL DIA: 10" SEMI PNEU.
HOLDS 1 (H or T) CYL.



NO. 6108-MRI
HEIGHT: 40" DEPTH: 12"
WIDTH: 13" WEIGHT: 12 lbs.
WHEEL DIA: 8" SOLID RUBBER
HOLDS 1 (M or M60)



NO. 6105-MRI
HEIGHT: 41" DEPTH: 10"
WIDTH: 12" WEIGHT: 6 lbs.
WHEEL DIA: 6" SEMI PNEU.
HOLDS 1 (D/E) CYL.



NO. 6205-MRI
HEIGHT: 41" DEPTH: 10"
WIDTH: 14" WEIGHT: 8 lbs.
WHEEL DIA: 6" SEMI PNEU.
HOLDS 2 (D/E) CYL'S



NO. 610WM-MRI
HEIGHT: 14" DEPTH: 5"
WIDTH: 5" WEIGHT: 4 lbs.
HOLDS 1 (D/E) CYL.



CYLINDER WALL BRACKETS & BENCH MOUNTS

These double reinforced steel **single** and **dual** wall mount cylinder brackets are designed to be bolted to the wall and feature either nylon belting with spring loaded, quick release, nickel plated buckles or bright plated safety chain.

HOLDS 7" TO 9 1/2" DIAMETER CYLINDERS



NO. WB-100
WIDTH: 11" DEPTH: 6"
WEIGHT: 3 lbs.



NO. WB-200
WIDTH: 22" DEPTH: 7"
WEIGHT: 5 lbs.



NO. WB-100C
WIDTH: 11" DEPTH: 6"
WEIGHT: 3 lbs.



NO. WB-200C
WIDTH: 22" DEPTH: 7"
WEIGHT: 5 lbs.

HOLDS 10" TO 16" DIAMETER CYLINDERS



NO. WB-100-15
WIDTH: 16" DEPTH: 12"
WEIGHT: 4 lbs.



NO. WB-200-15
WIDTH: 31" DEPTH: 12"
WEIGHT: 6 lbs.




NO. WB-100-15C
WIDTH: 16" DEPTH: 12"
WEIGHT: 4 lbs.



NO. WB-200-15C
WIDTH: 31" DEPTH: 12"
WEIGHT: 6 lbs.

A handy bracket that attaches to any work bench or projection not wider than 2" by use of two non-marring swivel headed screws.



BENCH MOUNTS (HOLDS 7" TO 9 1/2" DIA. CYLINDERS)



NO. BM-100
(OLD NO. 610B)
WIDTH: 11" DEPTH: 8"
WEIGHT: 4 lbs.



NO. BM-100C
(OLD NO. 610BC)
WIDTH: 11" DEPTH: 8"
WEIGHT: 4 lbs.



H & T SIZE (244 - 330 CUBIC FT.) CYL. CARTS

MODEL NO. 6114 and 6214 are single and dual cylinder carts recommended for the transport and handling of large high pressure cylinders. They feature newly designed longer handles for ease of mobility, large 10" solid rubber front wheels and 4" rear casters for better maneuverability over carpets and rough or uneven surfaces. These units are also equipped with the newly designed and **PATENTED** rear wheel retractable assembly. (Simply extend the rear mechanism into its locked position, tilt back and use). MODEL NO. 6114-R is equipped with a stationary rear assembly that is not retractable.

NOTE: IF REQUESTING 10" x 4.00" PNEUMATIC TIRES ADD "PN" TO END OF MODEL NO. (IE: 6114-PN)



Large, easily replaceable, 4" swivel casters on all rear wheel retractable and stationary models.



NO. 6114

HEIGHT: 46" DEPTH: 15" (O.D.)
WIDTH: 15" (O.D.) WEIGHT: 30 lbs.
WHEEL DIA: 10" x 1.75" SOLID RUBBER (BB)
CASTER: 4" x 1" SWIVEL / POST
SINGLE CYLINDER



NO. 6114-R

HEIGHT: 46" DEPTH: 28" (O.D.)
WIDTH: 15" (O.D.) WEIGHT: 30 lbs.
WHEEL DIA: 10" x 1.75" SOLID RUBBER (BB)
CASTER: 4" x 1" SWIVEL / POST
SINGLE CYLINDER



NO. 6214

HEIGHT: 46" DEPTH: 28" (O.D.)
WIDTH: 25" (O.D.) WEIGHT: 41 lbs.
WHEEL DIA: 10" x 1.75" SOLID RUBBER (BB)
CASTER: 4" x 1" SWIVEL / POST
DUAL CYLINDER



NO. 6110

HEIGHT: 46" DEPTH: 15" (O.D.)
WIDTH: 15" (O.D.) WEIGHT: 23 lbs.
WHEEL DIA: 10" x 1.75" SOLID RUBBER (BB)
SINGLE CYLINDER



NO. 6210

HEIGHT: 46" DEPTH: 28" (O.D.)
WIDTH: 25" (O.D.) WEIGHT: 31 lbs.
WHEEL DIA: 10" x 1.75" SOLID RUBBER (BB)
DUAL CYLINDER

HEAVY-DUTY DELIVERY MODEL



NO. 63D

HEIGHT: 46" DEPTH: 15" (O.D.)
WIDTH: 15" (O.D.) WEIGHT: 27 lbs.
WHEEL DIA: 10" x 1.75" SOLID RUBBER (BB)
SINGLE CYLINDER



M, M60, H & T SIZE HIGH PRESSURE CYL. STANDS

Models below are new concepts in cylinder floor stand designs. **NO MORE** damaged floors or carpets from rusty cylinder bottoms. **NO MORE** lifting heavy stands up over the top of cylinders. **NO MORE** damaged gauges or regulators. **NO MORE** unsafe cylinder "ride up" on the stand due to unsafe steel thumbscrews causing gouging, scraping and marring of cylinders (especially aluminum cylinders). The cylinders can be rolled on or off with ease and firmly locked in place, or quickly unlocked with our **PATENTED** cylinder placement band and large plastic turning knobs.

ENVIRONMENTALLY SAFE COLOR COATINGS


THIS **PATENTED** STAND HOLDS A
7" TO 9 1/2" CYLINDER.



NO. 610F-E

HEIGHT: 12" DEPTH: 18" (O.D.)
WIDTH: 18" (O.D.) WEIGHT: 14 lbs.

This side is used to hold a
7" to 8 1/2" dia. cylinder.
(M or M60)



This side is used to hold a
9" to 9 1/2" dia. cylinder.
(H or T)




M, M60, H & T SIZE HIGH PRESSURE CYL. ROLLING STANDS

The **610FW-E** and **610FW-H** are newly modified (by popular demand) with removable heavy-duty 3" x 1.50" rubber tired (125 lb. ea. L/R) casters for easier rolling over carpets and in and out of elevators.



NO. 610FW-E

HEIGHT: 12" DEPTH: 18" (O.D.)
WIDTH: 18" (O.D.) WEIGHT: 24 lbs.



THESE MODELS ARE EQUIPPED
WITH HEAVY-DUTY
3" x 1.50" REMOVABLE
CASTERS W/ BRAKES

NO. 610FW-H

HEIGHT: 48" DEPTH: 18" (O.D.)
WIDTH: 18" (O.D.) WEIGHT: 25 lbs.






H & T SIZE HIGH PRESSURE MODULAR CYL. STANDS

These heavy-duty modular cylinder racks are ruggedly constructed and have been designed to be anchored to the floor or bolted together, expanding your cylinder handling needs. Constructed of heavy-gauge 1 1/2" square tubing, 12 gauge steel floor plate and heavy-duty welded loop safety chain with spring loaded safety latches to secure each cylinder individually.

HOLDS HIGH & LOW PRESSURE CYLINDERS UP TO 9 1/2" IN DIA.

SAFETY:

- * COMPLIES WITH ALL SEISMIC ZONE 4 REGULATIONS IN THE UNIFORM BUILDING CODE (UBC).
- * MEETS OR EXCEEDS OSHA REQUIREMENTS.



CYLINDER CAPACITY: 4



NO. MCR-400
HEIGHT: 30" WIDTH: 29" (O.D.)
DEPTH: 20" (O.D) WEIGHT: 56 lbs.

CYLINDER CAPACITY: 6



NO. MCR-600
HEIGHT: 30" WIDTH: 29" (O.D.)
DEPTH: 30" (O.D) WEIGHT: 65 lbs.

CYLINDER CAPACITY: 8



NO. MCR-800
HEIGHT: 30" WIDTH: 29" (O.D.)
DEPTH: 40" (O.D) WEIGHT: 85 lbs.



NO. CH-200-C
HEIGHT: 48" DEPTH: 10" (O.D.)
WIDTH: 24" (O.D.) WEIGHT: 22 lbs.
DUAL CYLINDER



**BOLT DOWN ANGLE
BRACKETS.**
(NOT FOR VEHICLE USE)



HEAVY-DUTY SINGLE CYLINDER DELIVERY CARTS

ALL MODELS ON THIS PAGE HAVE A LOAD RATING OF 500 LBS.

Designed to handle various size cylinders, these carts will handle oxygen, acetylene, helium, propane, nitrogen, CO² etc. or any cyl. up to **12"** in diameter. Features include a specially designed reinforced steel bottom plate that allows for transporting boxes, supplies or cylinders safely with ease. SC MODEL CARTS come equipped with stair climbers to assist when handling cylinders or other objects up and down stairs or over uneven surfaces.

WHEEL TYPE:
10" x 2.75" SOLID RUBBER (BB)



NO. 54

HEIGHT: 48" WIDTH: 18" (O.D.)
WEIGHT: 38 lbs.

WHEEL TYPE:
10" x 4.00" PNEUMATIC (BB)



NO. 54PN

HEIGHT: 48" WIDTH: 22" (O.D.)
WEIGHT: 37 lbs.

WHEEL TYPE:
14" x 1.75" SOLID RUBBER (BB)



NO. 54-14

HEIGHT: 48" WIDTH: 17" (O.D.)
WEIGHT: 43 lbs.

WHEEL TYPE:
10" x 4.00" PNEUMATIC (BB)



NO. 54PN-SC

HEIGHT: 48" WIDTH: 22" (O.D.)
WEIGHT: 39 lbs.

WHEEL TYPE:
10" x 2.75" SOLID RUBBER (BB)



NO. 54-SC

HEIGHT: 48" WIDTH: 18" (O.D.)
WEIGHT: 40 lbs.

STAIR CLIMBER MODELS

Designed and balanced for those who transport high pressure cylinders on a daily basis, these carts are equipped with rear assemblies that relieve the operator from a heavy load. Four popular models are available to accommodate your delivery needs. Choice of solid or pneumatic tires.

THESE MODELS HAVE A PATENTED FOLDABLE REAR ASSEMBLY THAT CAN BE QUICKLY UNLOCKED AND CLOSED FOR COMPACT STORAGE. EQUIPPED WITH LARGE 4" CASTERS, REMOVABLE FOR REPAIR OR REPLACEMENT. **NOT RECOMMENDED FOR 6000 lb. PSI CYLINDERS.**

WHEEL TYPE:
10" x 2.75" SOLID RUBBER (BB)



NO. 54-FRA

HEIGHT: 48" WIDTH: 18" (O.D.)
WEIGHT: 46 lbs.

WHEEL TYPE:
10" x 4.00" PNEUMATIC (BB)



NO. 54PN-FRA

HEIGHT: 48" WIDTH: 22" (O.D.)
WEIGHT: 45 lbs.

STATIONARY BACK ASSEMBLY WITH LARGE 4" REAR CASTERS.

WHEEL TYPE:
10" x 2.75" SOLID RUBBER (BB)



NO. 54-SA

HEIGHT: 48" WIDTH: 18" (O.D.)
WEIGHT: 42 lbs.

WHEEL TYPE:
10" x 4.00" PNEUMATIC (BB)



NO. 54PN-SA

HEIGHT: 48" WIDTH: 22" (O.D.)
WEIGHT: 41 lbs.



HEAVY-DUTY DUAL CYLINDER DELIVERY CARTS

ALL MODELS ON THIS PAGE HAVE A LOAD RATING OF 500 LBS.

Designed for the needs of those that need to do more than just handle cylinders on a daily basis, these carts feature a specially constructed toeplate that allows the operator to load & transport supplies or move objects safely with ease. Choice of solid or pneumatic wheel models available.

The most popular style delivery carts on the market, these sleek carts are designed with a dual grip handle so the operator can maneuver (2) large high pressure cylinders with ease. Choice of solid or pneumatic wheel models available.

WHEEL TYPE:
10" x 2.75" SOLID RUBBER (BB)



NO. 55

HEIGHT: 48" WIDTH: 29" (O.D.)
WEIGHT: 55 lbs.

WHEEL TYPE:
10" x 4.00" PNEUMATIC (BB)



NO. 55PN

HEIGHT: 48" WIDTH: 33" (O.D.)
WEIGHT: 54 lbs.

WHEEL TYPE:
10" x 2.75" SOLID RUBBER (BB)



NO. 55-3B

HEIGHT: 48" WIDTH: 21" (O.D.)
WEIGHT: 38 lbs.

WHEEL TYPE:
10" x 4.00" PNEUMATIC (BB)



NO. 55PN-3B

HEIGHT: 48" WIDTH: 25" (O.D.)
WEIGHT: 37 lbs.

Designed and balanced to transport (2) 244 to 330 cu. ft. high pressure cylinders on a daily basis, the carts below are equipped with rear assemblies that relieve the operator from the heavy load. Four popular models are available to accommodate your delivery needs.

THESE MODELS HAVE A PATENTED FOLDABLE REAR ASSEMBLY THAT CAN BE QUICKLY UNLOCKED AND CLOSED FOR COMPACT STORAGE. EQUIPPED WITH LARGE 4" CASTERS, REMOVABLE FOR REPAIR OR REPLACEMENT. **NOT RECOMMENDED FOR 6000 lb. PSI CYLINDERS.**

WHEEL TYPE:
10" x 2.75" SOLID RUBBER (BB)



NO. 55-3B-FRA

HEIGHT: 48" WIDTH: 21" (O.D.)
WEIGHT: 50 lbs.

WHEEL TYPE:
10" x 4.00" PNEUMATIC (BB)



NO. 55PN-3B-FRA

HEIGHT: 48" WIDTH: 25" (O.D.)
WEIGHT: 49 lbs.

STATIONARY BACK ASSEMBLY WITH
LARGE 4" REAR CASTERS.

WHEEL TYPE:
10" x 2.75" SOLID RUBBER (BB)



NO. 55-3B-SA

HEIGHT: 48" WIDTH: 21" (O.D.)
WEIGHT: 55 lbs.

WHEEL TYPE:
10" x 4.00" PNEUMATIC (BB)



NO. 55PN-3B-SA

HEIGHT: 46" WIDTH: 25" (O.D.)
WEIGHT: 54 lbs.




LARGE LIQUID CYLINDER CARTS

This unique modern design (patent pending) provides for safe and easy handling of large liquid cylinders. These trucks have a fast adjusting lifting hook designed to fit a large variety of liquid cylinders on the market today. Features include a 3 point tilt design, heavy-duty reinforced light weight tubing frame, top ring safety chain, fast adjusting nylon bellyband and large 6" heavy duty rear locking casters that can be easily removed and replaced for repair and maintenance.

HANDLES THE MOST POPULAR AND TALLEST CYLINDERS ON THE MARKET TODAY. (INCLUDING - TAYLOR WARTON XL55)

LIFTING HOOK RANGE:
56 1/4" to 61 3/4"

(MEASURE FROM THE GROUND TO THE TOP OF
THE CYL. EYELET HOLE)



FAST ACTION ADJUSTABLE VERTICAL LIFTING
HOOK (PATENT PENDING) HANDLES A LARGE
VARIETY OF LIQUID CYLINDERS



FAST ACTION SELF-SETTING
"BELLYBAND" WITH THUMB
RELEASE FOR ADDED SAFETY
WHEN TRANSPORTING A
CYLINDER LONG DISTANCES
OVER ROUGH OR UNEVEN
SURFACES.



OPERATION INSTRUCTION
LABELS, IN PICTURE FORM,
SHOWING HOW TO USE THE
CART.

HEAVY-DUTY DOUBLE REINFORCED
TUBING FRAME DESIGN.

LARGE 6" HEAVY-DUTY LOCKING
SWIVEL CASTERS THAT CAN EASILY
BE REMOVED FOR REPAIR OR
REPLACEMENT.

NO. 87U-4

HEIGHT: 46" WIDTH: 28" (O.D.)
WEIGHT: 92 lbs.

WHEEL TYPE:
16" x 4.00" PNEUMATIC (BB)

ADDITIONAL WHEEL TYPES TO CHOOSE FROM (NOT SHOWN)

NO. 87U-4S

HEIGHT: 46" WIDTH: 28" (O.D.)
WEIGHT: 124 lbs.

WHEEL TYPE:

16" X 4.00" SOLID RUBBER (BB)
6" x 2" SWIVEL CASTERS W/LOCKS

NO. 86U-4PN

HEIGHT: 46" WIDTH: 28" (O.D.)
WEIGHT: 82 lbs.

WHEEL TYPE:

10" X 4.00" PNEUMATIC (BB)
6" x 2" SWIVEL CASTERS W/LOCKS

NO. 86U-4

HEIGHT: 46" WIDTH: 26" (O.D.)
WEIGHT: 85 lbs.

WHEEL TYPE:

10" X 2.75" SOLID RUBBER (BB)
6" x 2" SWIVEL CASTERS W/LOCKS



REPLACEMENT WHEELS & CASTERS

ANTHONY maintains one of the largest varieties of safe, puncture proof, solid rubber wheels for the welding and medical industry in the United States today, which are supplied as standard equipment on ANTHONY products. These, in conjunction with a large variety of casters, make up a working inventory estimated at over 100,000 wheels and casters.

CAUTION: LOAD CAPACITIES ARE RATED FOR HAND PUSHING APPLICATIONS ONLY UNLESS OTHERWISE SPECIFIED.

BB = BALL BEARING

RB = ROLLER BEARING

PB = PLAIN BEARING

WHEEL NO.	DIA.	WIDTH	BORE	TYPE BEARING	DESCRIPTION	LOAD CAP. (PER WHEEL)	CORRESPONDING MODEL NO.
W-1	6"	x 1.50"	x 1/2"	PB	SEMI-PNEUMATIC	30 lbs.	6105 , 6105-UH, 6106-CH, 6205, 6106-N, 6107, 6105-A, 610BLC, 6105-MRI, 6205-MRI
W-5	8"	x 1.50"	x 1/2"	PB	SOLID RUBBER	125 lbs.	6108, 6108-C, 6105-8W
W-9	10"	x 1.75"	x 5/8"	PB	SEMI-PNEUMATIC	200 lbs.	6110-CRU, 6114R-CRU
W-11	10"	x 1.75"	x 5/8"	BB	SOLID RUBBER	200 lbs.	6110, 6114, 6210, 6214, 6114-R, 63D, 6041, 6061, 6064, 6121, 6124,
W-11PN	10"	x 4.00"	x 5/8"	BB	FULL PNEUMATIC	250 lbs.	6110-PN, 6114-PN, 6210-PN, 6214-PN, 6114-R-PN, 63D-PN
W-12PN	10"	x 4.00"	x 3/4"	BB	FULL PNEUMATIC	250 lbs.	54PN, 54PN-SC, 54PN-FRA, 55PN-3B-FRA, 55PN, 3B-SA
W-13	10"	x 2.75"	x 3/4"	BB	SOLID RUBBER	300 lbs.	54, 54-SC, 54-FRA, 54-SA, 55-3B, 55-3B-FRA, 86U-4
W-15	14"	x 2.00"	x 3/4"	BB	SOLID RUBBER	275 lbs.	54-14
W-17PN	16"	x 4.00"	x 3/4"	BB	FULL PNEUMATIC	400 lbs.	87U-4
W-17SP	16"	x 4.00"	x 3/4"	BB	SOLID RUBBER	350 lbs.	87U-4S
W-21S	3"	x 1.25"	x 3/8"	PB	RUBBER SWIVEL / STEM	125 lbs.	610FW, 610FW-E, 610FW-H
W-22	4"	x 1.50"	x 3/8"	PB	RUBBER SWIVEL / BRAKE	200 lbs.	6064, 6124, 6184, 6244, 54-SA, 55-3B-SA, 55PN-3B-SA
W-22R	4"	x 1.50"	x 3/8"	PB	RUBBER RIGID	200 lbs.	6184, 6244
W-22PS	4"	x 1.25"	x 3/8"	PB	RUBBER SWIVEL / STEM	140 lbs.	6114, 6114-R, 6214, 54-FRA, 54PN-FRA, 55-3B-FRA, 55PN-3B-FRA
W-23	6"	x 2.00"	x 1/2"	RB	STEEL RIGID	1200 lbs.	CB50-4-AHC, CB50-4SD
W-24	6"	x 2.00"	x 1/2"	RB	STEEL SWIVEL	1200 lbs.	CB50-4-AHC, CB50-4SD
W-23R	6"	x 2.00"	x 1/2"	RB	RUBBER RIGID	600 lbs.	6246, 6406
W-24R	6"	x 2.00"	x 1/2"	RB	RUBBER SWIVEL / BRAKE	600 lbs.	6246, 6406, 87U-4, 86U-4
W-26	2"	x 1.00"	x 1/2"	PB	SINTERED IRON	150 lbs.	87U-4, 86U-4, 87U-4S

27



REPLACEMENT PARTS & BOXES

PART NO.	DESCRIPTION
MRP-4	1/4" x 3/4" NYLON THUMSCREW
MRP-11	1" TUBING HANDLE GRIP
MRP-12	3/4" TUBING HANDLE GRIP
MRP-14	1/2" RUBBER TOECAPS
MRP-15	1/4" RUBBER HOOK TIPS
MRP-16	ANTHONY GREEN SPRAY CAN
MRP-29	STAIR CLIMBER KIT

PART NO.	DESCRIPTION
MRP-17	NO. 6105 BOX
MRP-18	NO. 610F BOX
MRP-19	NO. 6108 BOX
MRP-20	NO. 6110 BOX

Anthony has FOUR manufacturing, warehousing and shipping locations to promptly serve you:

DELANO, CA. - PEARLAND, TX. - NEW CASTLE, PA. - PELL CITY, AL

**TOLL FREE
NATIONWIDE CUST.
SERVICE LINE:
8 AM (E.T) to 4:30 PM (P.T)**

**TOLL FREE
24 HOUR NATIONWIDE
ORDER FAX LINE**

1-877-721-7211

1-877-725-4516

WWW.ANTHONYCARTS.COM



PRINTED INFORMATION in this catalog supersedes all other Anthony published catalogs prior to 1996.

REPRODUCTION of this catalog in whole or in part without written permission by a corporate officer violates copy right laws and is therefore prohibited.

WARNING: Only special models (designated) in this catalog are designed for use in vehicles complying with D.O.T 49 CFR SUB-SECTION 177.834 PARA. G & 177.848 PARA. 2.0.

WARNING: All Anthony products are designed for specific applications. Any use other than that of the manufacturers recommended use, or any unauthorized modification of any product, could be hazardous & voids any and all express or implied warranties.

LIMITED WARRANTY

ANTHONY WELDED PRODUCTS INC. warrants that the product or equipment furnished will be free from defects in design, material and workmanship for one year after receipt of the product. If the warranty is breached, ANTHONY will correct defective design, workmanship or material by repair F.O.B. factory, or, at its sole option, replacement of the product or equipment, F.O.B. factory. Any repaired or replaced part or product shall be similarly warranted for an additional year from time of such repair or replacement, provided, however, in no event shall the warranty period on any such part or parts or product extend beyond 24-months from date of initial purchase.

ANTHONY shall have no obligations for breach of warranty if the purchaser fails to store, operate or maintain the product or equipment in accordance with (a) generally approved industry practices; or (b) the provisions of OSHA regarding storage, operation or maintenance; or (c) if purchaser fails to notify ANTHONY in writing as soon as any defect becomes apparent.

The express warranty and remedy set forth herein are exclusive and no other warranty or remedy of any kind, whether statutory, written, oral, express or implied, including the warranties of fitness for a particular purpose or merchantability of the Uniform Commercial Code, shall apply. The purchaser's exclusive remedy and ANTHONY'S sole obligation after acceptance of the product or equipment shall be only as stated herein.

The Federal law known as the Magnuson-Moss Warranty Act is applicable only to "consumer products" manufactured after July 4, 1975, and requires any limitations of a warranty to be identified as a Limited Warranty. A "consumer product" under this act means... any tangible personal property which is distributed in commerce and which is normally used for personal, family or household purposes (including any such property intended to be attached to or installed in any real property without regard to whether it is so attached or installed). "Not all ANTHONY products or equipment fall within the definition of the Act of "consumer product". However, this notice of the limitation of warranty applies to all ANTHONY products or equipment, whether or not they fall within the definition, and therefore complies with the notice requirement of the Magnuson-Moss Warranty Act. This warranty does not and cannot cover damage from negligence, unauthorized repair, rust, deterioration, corrosive chemicals, misuse, abuse, or accident.

Notify ANTHONY immediately, in writing, regarding any part, product or equipment in question, supplying full information such as: (1) detailed nature of claim, including identity of product, part or equipment; (2) date of purchase; (3) date of receipt of shipment; (4) inspection prior to acceptance; (5) identity of shipper; (6) maintenance and repair schedule, if any, as applicable. **DO NOT RETURN SHIPMENTS PRIOR TO ANTHONY'S AUTHORIZATION, IF ANY IS GIVEN, AS THIS WARRANTY DOES NOT COVER UNAUTHORIZED TRANSPORTATION EXPENSE TO AND FROM ANTHONY. REPAIR AND/OR REPLACEMENT UNDER THIS WARRANTY ARE SOLELY AT THE EXPENSE OF PURCHASER.**

Except to the extent prohibited by applicable law, all warranties other than this express Limited Warranty, whether implied, oral, written, express, or statutory warranties in connection with each product, part or equipment, including the UCC implied warranties of merchantability or fitness for a particular purpose, do not apply. No responsibility or liability is assumed by ANTHONY for any special, incidental or consequential damages sustained in connection with each product.

As of July 1975, as applicable, and as of April 1, 2002, this Limited Warranty replaces and supersedes any and all prior negotiations, proposals, agreements and warranties, and is the only warranty made by ANTHONY on its products, parts or equipment, unless otherwise provided in a separate written agreement signed by ANTHONY and purchaser. No other warranties, express, implied, statutory, written or oral, are assumed, authorized or provided by ANTHONY WELDED PRODUCTS, INC.

AUTHORIZED DISTRIBUTOR INFORMATION: