

*ShopPro*TM



CNC PLASMA & OXY-FUEL
CUTTING MACHINE

 **KOIKE**
ARONSON RANSOME



Water Table
with curved slats.

The ShopPro offers fabricators unprecedented value for small shops

The Koike Aronson ShopPro is the company's newest value-priced, made in America high performance cutting system, offering fabricators premium features in a package compact enough to fit in small shops. Ruggedly built, the ShopPro has the same reliability and accuracy found with all Koike Aronson cutting systems.

The ShopPro was developed with the help of feedback of fabricators and metal workers, who demanded a robust feature set at a reasonable price.




Emergency Stop Button
E-stop button located on each saddle quickly and safely shuts off machine motion and cutting process, including oxy-fuel gases to the torches.



**Dual Side Drive With
Precision Ground Linear
Bearings**

Provides smooth and
accurate motion



Precision Helical Gearboxes
With NEMA-34 Stepper
motors.



Helical Gear Rack
with AGMA 12 grade ground
pinions.

STANDARD EQUIPMENT

All-in-One Motion Controller with 21" Monitor



- PRO Version Software package
- On-board completely integrated FlashCut 2D CAM/CAD package
- True shape nesting
- Customizable cut charts
- Customizable default lead-in, lead-out strategies
- Silhouette image import
- DXF/DWG import
- Tabbings of part
- Overburn support
- Marker and Plasma Marking
- DXF Export
- Advanced text including true type font support without exploding and curved text around any shape
- Part shading
- 3D cutting simulation
- Automatic Lead-in on Restart
- Dynamic THC On/Off
- Progress meter
- Move to point in viewport
- Rip cutting
- Smart Touch Off
- Shape library
- Bridge entities tool
- Shape welding tool
- Multi layer color image import
- Import of parts from external files
- Multi-sheet and fill sheet trueshape nesting
- Corner looping
- Advanced lead-in, lead-out editing
- Animated 3D Cutting Simulation
- Advanced small hole processing



OPTIONAL PIPE ROTATOR



ShopPipe™

PATENT PENDING

ShopPipe™ option for the ShopPro™

Get more use out of your ShopPro™ by adding the ShopPipe™ option.

Incorporates easy to use software, easy setup and low maintenance mechanicals that are built to withstand the harsh work environment. A fold-down head design saves space and makes it easy for existing customers to upgrade. The direct drive system with chuck precisely rotates the pipe, unlike competitors that use friction drive system with rollers or belts. The work cell is kept cleaner with built-in cutting slag pans and using a through-hole chuck design to safely and effectively remove smoke.

SHOPPIPE™ SPECIFICATIONS

- Maximum pipe diameter: 6 inches with ½ inch wall
- Maximum pipe length: 8 foot
- Number of supports in base model: 3
- Maximum weight capacity: 150lbs per support (max total weight 600lbs)
- Drive means: Direct drive with chuck
- Fume collector connection point: Yes
- Spark and slag pan: Yes
- Spark arrestor: Yes


OPTIONAL PIPE ROTATOR




Direct drive with chuck design




Cut up to 8' long pipe and up to 6" diameter



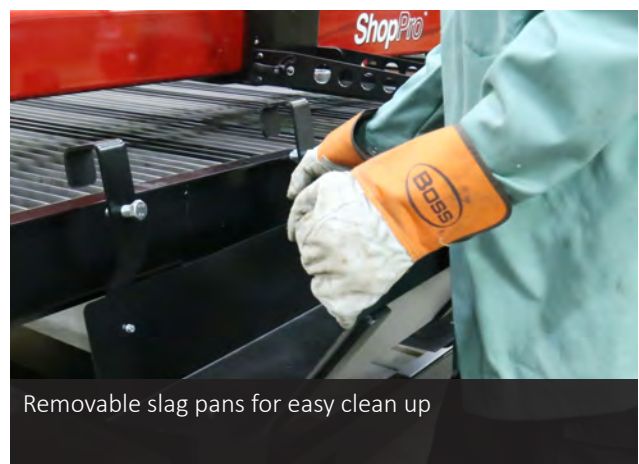
Space saving fold down tool head
(Patent Pending)



Easy to setup and adjust pipe for cutting



Through-hole chuck design with built-in spark arrestor.



Removable slag pans for easy clean up

EQUIPMENT OPTIONS



Pneumatic Scribe Assembly

Manually swappable with plasma torch
Manual On/Off
Marking software included with option
Initial height sensing



Oxy-fuel Torch

Koike cutting tips are one of the most technically advanced of its kind. By providing safety and accuracy they save money in time and gas cost.

Lifetime warranty when using genuine KOIKE cutting tips.

2 inch maximum material thickness



Downdraft Plenum Table

Mounted to the backside of the cutting table. It includes one or two, 12 inch diameter cut outs for the customer supplied fume collector.

Not available with the oxy-fuel option

TABLE FEATURES & OPTIONS



Three Table Sizes

To meet your production or space requirements



Conventional Plasma Systems offered for the ShopPro™:

Hypertherm® powermax45XP
Hypertherm® powermax65
Hypertherm® powermax85
Hypertherm® powermax105
Hypertherm® powermax125



Roll-A-Round CNC Cabinet

Protects your controller from surrounding environment and moves easily on 4 industrial casters (2 with brakes)

Fast Setup & Flexible Shop Configuration

No Crate



Solid Base



Forklift Pockets



Effective Cutting Width: Effective Cutting Length:

Material Types:

Material Thickness Range

Plasma Thickness:

Plasma System

- ☐ Hypertherm® Powermax45XP
- ☐ Hypertherm® Powermax65
- ☐ Hypertherm® Powermax85
- ☐ Hypertherm® Powermax105
- ☐ Hypertherm® Powermax125

Plasma Voltage:

CNC Controller/Height Control Package

- ☒ FlashCut Control with 21" Panel PC and KOIKE Torch Height Control

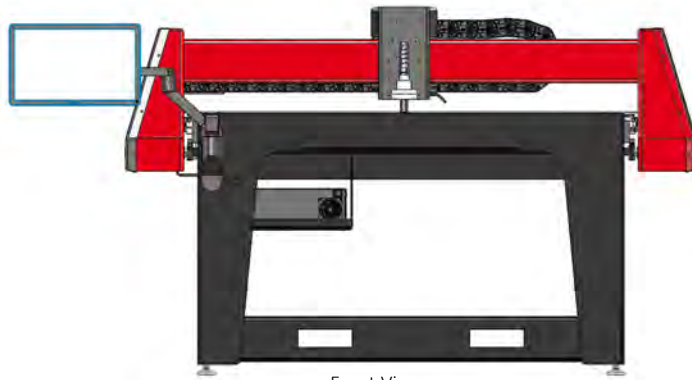
Cutting Table

- ☐ Water
- ☐ Downdraft Plenum (plasma cutting only)

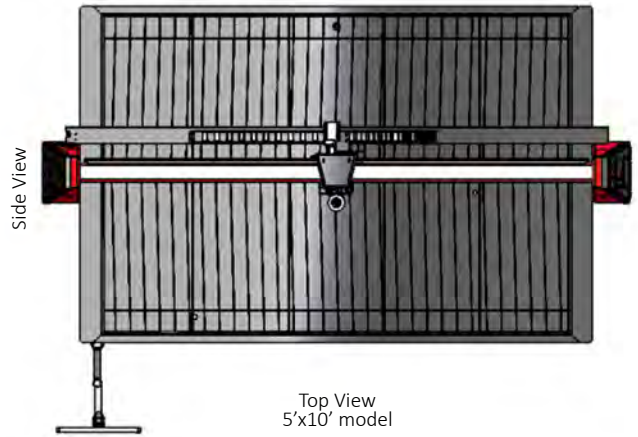
Other Options

- ☐ RS-485 (serial communication)
- ☐ Oxy-Fuel Fuel Gas?:
- ☐ Pipe Rotator
- ☐ Pneumatic Scribe
- ☐ Roll-A-Round CNC Cabinet

SPECIFICATIONS



Front View
4'x4' model



Top View
5'x10' model


SHOPPRO	SP-44	SP-48	SP-510
Effective Cutting Area	4 ft x 4 ft	4 ft x 8 ft	5 ft x 10 ft
Effective Cutting Width	48 in	96 in	120 in
Effective Cutting Length	48 in	48 in	60 in
Rapid Traverse Speed	1000 IPM	1000 IPM	1000 IPM
Machine Width	78 in	126 in	150 in
Machine Length (CNC not included)	72 in	72 in	84 in
Table Dimensions	78 in x 72 in x 56 in	126 in x 72 in x 56 in	150 in x 84 in x 56 in
Machine Weight	1300 lb	2200 lb	3500 lb
Tool Capacity	2	2	2
Water Capacity	65 gallons	148 gallons	220 gallons
Table Capacity	2 inch Mild Steel		
Machine Voltage	115/1/60 @ 15 AMP		
CNC Controller	FlashCut CNC with 21" Monitor		
Drive System	4 Axis, 8 amp micro-stepping drive NEMA-34 954 oz-in Stepper Motors		
Table Type	Water Pan Insert		
Rack and Pinion Drive System			
Gear Reduction	(3) Precision Helical 10:1 gearboxes		
Linear Guidance	25mm Profile Linear Rail, 30mm Gantry		
Gear Engagement	Direct Drive Helical Rack and Pinion		
Gantry Carriage	Solid Steel Construction		
Traverse Speed	1000 IPM		
Machine Repeatability	0.0015 in		
Frame Construction	7 Gauge Mild Steel		

Specifications are subject to change without notice




POSITIONING MACHINE LINE

Turning Rolls




Applications



Tilt/Turn Welding Positioners



Headstocks/Tailstocks




Manipulator, Universal Balance, Retrofit/Rebuilds





PORTABLE & GAS APPARATUS


Portable Cutting Machines




Portable Welding Machines



Applications



Hand Torches



Cutting & Welding - Gas Safety





www.koike.com

Headquarters

635 W. Main Street
PO BOX 307
Arcade, NY 14009
Phone (585) 492-2400
Toll-free (800) 252-5232
Fax (585) 457-3517

Koike Aronson Brasil

Estrada dos Romeiros, 6116-Galpão 97
Santana de Parnaíba- SP Brasil
CEP: 06513-001
Tel +55 [11] 4780-7341

SHOPPRO 02/20 KENG