



Yellow Jacket® Series Cable Protectors

- Introduced over 30 years ago, the “original” cable protector
- Recommended for applications with heavy volume vehicle traffic
- Ideal for entertainment, manufacturing, and material handling applications



The “Original” Cable Protector — one of the most robust and relied on cable protectors on the market

Yellow Jacket Heavy Duty Cable Protectors provide safer crossing in high volume traffic areas while protecting valuable electrical cables and hose lines from damage. Ideal for use in industrial, commercial, and public applications.

Choose from popular heavy-duty models, extreme heavy-duty models, ADA/DDA compliant models, and unique AMS® expansion systems to accommodate unlimited channels.

- Dog Bone connectors maintain integrity under heavy weight while being easy to use—simply lift to the appropriate angle to easily slide apart
- Thick, high-visibility lid and base allow for high volume of traffic
- Hinged lid for easy cable placement
- Modular interlocking design to extend to any desired length
- Custom logo and colors available





Interlocking design with Dog Bone connectors can extend to any length, ideal for a wide variety of applications.




ADA compliant models are ideal for use in amusement parks, entertainment venues, sporting events, and most public, commercial, industrial, construction, and utility applications.

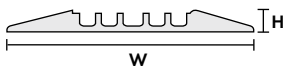


AMS® (Advanced Modular System) Systems expand to accommodate an unlimited number of cables.

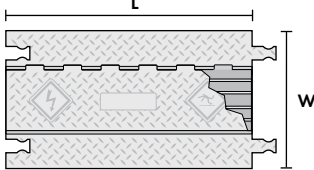
Description	Model No.	Maximum OD	Load Capacity (per axle)	# of Channels	Connector type	Pg.
Heavy Duty 5-Channel	YJ5-125	1 in (2.54 cm)	32,600 lb (14,787 kg)	5	 Dog Bone	3
Heavy Duty 5-Channel ADA	YJ5-125-ADA	1.325 in (3.37 cm)	21,000 lb (9,526 kg)	5		4
Heavy Duty 4-Channel	YJ4-125	1.25 in (3.18 cm)	32,600 lb (14,787 kg)	4		3
Heavy Duty 3-Channel	YJ3-225	2.125 in (5.4 cm)	28,420 lb (12,892 kg)	3		3
Extreme Heavy Duty 5-Channel	YJ5-400	3.75 in (9.53 cm)	15,980 lb (7,248 kg)	5		7
Extreme Heavy Duty 1-Channel	YJ1-500	5 in (12.7 cm)	18,780 lb (8,518 kg)	1		7
Heavy Duty 5-Channel AMS System	YJ5-125-AMS	1 in (2.54 cm)	32,600 lb (14,787 kg)	5		 Hourglass®
Heavy Duty 3-Channel AMS System	YJ3-225-AMS	2.25 in (5.72 cm)	28,420 lb (12,892 kg)	3	6	

5-Channel Heavy Duty


- Standard high-visibility yellow lid/black base color 
- Add accessories to create turns and jogs

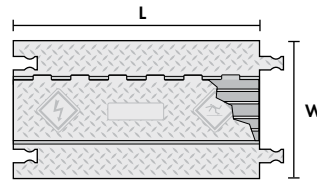
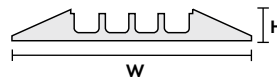


NOTE: 5 channel model center channel width is 1.65 in (4.19 cm)




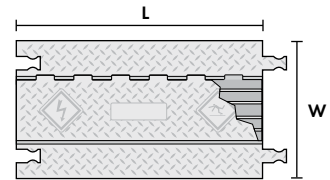
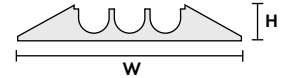
4-Channel Heavy Duty

- Standard high-visibility yellow lid/black base color 
- Add accessories to create turns and jogs




3-Channel Heavy Duty














- Standard high-visibility yellow lid/black base color 
- Add accessories to create turns and jogs




Model	Load Capacity Max load tested at 70°F (21°C)
Heavy Duty 5-Channel	16,300 lb/Tire (7,393 kg) 32,600 lb/Axle (14,787 kg)
Heavy Duty 4-Channel	16,300 lb/Tire (7,393 kg) 32,600 lb/Axle (14,787 kg)
Heavy Duty 3-Channel	14,210 lb/Tire (6,446 kg) 28,420 lb/Axle (12,892 kg)

Accessories






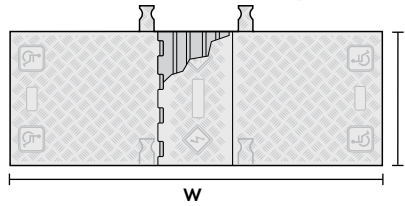

Model	Description	Length	Width	Height	Channel Width	Maximum OD	Weight	Prop 65
5-Channel Cable Protector								
YJ5-125-Y/B	5 channel CP	36 in (91.4 cm)	19.75 in (50.2 cm)	1.875 in (4.76 cm)	1.375 in (3.49 cm)	1 in (2.54 cm)	28.2 lb (12.8 kg)	
YJ5TL-125-Y/B	45° Left Turn	24 in (61 cm)	19.75 in (50.2 cm)	1.875 in (4.76 cm)	1.25 in (3.18 cm)	1 in (2.54 cm)	14.2 lb (6.4 kg)	
YJ5TR-125-Y/B	45° Right Turn	24 in (61 cm)	19.75 in (50.2 cm)	1.875 in (4.76 cm)	1.25 in (3.18 cm)	1 in (2.54 cm)	14.2 lb (6.4 kg)	
YJ5EB-125-Y	End Caps (Pair Only)	F: 7.375 in (18.7 cm) M: 4.25 in (10.8 cm)	19.75 in (50.2 cm) 19.75 in (50.2 cm)	1.875 in (4.76 cm) 1.875 in (4.76 cm)	1.25 in (3.18 cm) 1.25 in (3.18 cm)	1 in (2.54 cm) 1 in (2.54 cm)	4.05 lb (1.8 kg) 3.45 lb (1.6 kg)	
YJ5X-125-Y/B	90° 4-Way Cross	W= 28.5 in (72.4 cm) W2= 24.5 in (62.2 cm)	19.75 in (50.2 cm)	1.875 in (4.76 cm)	1.339 in (3.4 cm)	1 in (2.54 cm)	23.1 lb (10.5 kg)	
4-Channel Cable Protector								
YJ4-125-Y/B	4 channel CP	36 in (91.4 cm)	17.5 in (44.45 cm)	2 in (5.08 cm)	1.25 in (3.18 cm)	1.25 in (3.18 cm)	23.5 lb (10.7 kg)	
YJ4TL-125-Y/B	45° Left Turn	25 in (63.5 cm)	18 in (45.72 cm)	2 in (5.08 cm)	1.25 in (3.18 cm)	1.25 in (3.18 cm)	17 lb (7.71 kg)	
YJ4TR-125-Y/B	45° Right Turn	25 in (63.5 cm)	18 in (45.72 cm)	2 in (5.08 cm)	1.25 in (3.18 cm)	1.25 in (3.18 cm)	17 lb (7.71 kg)	
YJ4EB-125-Y	End Caps (Pair Only)	F: 7.25 in (18.42 cm) M: 4.25 in (10.8 cm)	17.625 in (44.77 cm) 17.625 in (44.77 cm)	2 in (5.08 cm) 2 in (5.08 cm)	1.25 in (3.18 cm) 1.25 in (3.18 cm)	1.25 in (3.18 cm) 1.25 in (3.18 cm)	3.8 lb (1.7 kg) 3 lb (1.4 kg)	
3-Channel Cable Protector								
YJ3-225-Y/B	3 channel CP	36 in (91.4 cm)	18.5 in (50.8 cm)	2.875 in (7.3 cm)	2.125 in (5.4 cm)	2.125 in (5.4 cm)	34.15 lb (15.5 kg)	
YJ3TL-225-Y/B	45° Left Turn	23.5 in (59.69 cm)	18.75 in (47.63 cm)	2.875 in (7.3 cm)	2.125 in (5.4 cm)	2.125 in (5.4 cm)	19 lb (8.6 kg)	
YJ3TR-225-Y/B	45° Right Turn	23.5 in (59.69 cm)	18.75 in (47.63 cm)	2.875 in (7.3 cm)	2.125 in (5.4 cm)	2.125 in (5.4 cm)	18.8 lb (8.5 kg)	
YJ3EB-225-Y	End Caps (Pair Only)	F: 8.25 in (20.96 cm) M: 8.375 in (21.27 cm)	18.625 in (50.17 cm) 18.625 in (50.17 cm)	2.875 in (7.3 cm) 2.875 in (7.3 cm)	2.125 in (5.4 cm) 2.125 in (5.4 cm)	2.125 in (5.4 cm) 2.125 in (5.4 cm)	6.2 lb (2.8 kg) 8.2 lb (3.7 kg)	

 **WARNING:** This product can expose you to chemicals including carbon black, titanium dioxide, formaldehyde, and benzyl butyl phthalate, which are known to the State of California to cause cancer and birth defects or other reproductive harm. For more information go to www.P65Warnings.ca.gov.

5-Channel


- ADA/DDA accessibility ramps built in—no need for separate connectors
- Connects directly to standard ramp 5-channel Yellow Jacket Cable Protector with included Dog Bone connector
- Recessed carrying handle on the underside
- Available in 3 color options (specify color after model number)

-  Y/BLU (yellow lid/blue base)
-  Y/B (yellow lid/black base)
-  B/B (black lid/black base)



NOTE: Center channel width is 1.6 in (4.06 cm)

Model	Load Capacity Max load tested at 70°F (21°C)
Heavy Duty ADA/DDA 5-Channel	10,500 lb/Tire (4,763 kg) 21,000 lb/Axle (9,526 kg)

Model	Description	Length	Width	Height	Channel Width	Maximum OD	Weight	Prop 65
YJ5-125-ADA*	5 channel ADA/DDA CP	18 in (45.7 cm)	50.0 in (127.0 cm)	1.875 in (4.76 cm)	1.339 in (3.4 cm)	1.325 in (3.37 cm)	21 lb (9.6 kg)	

*Specify color option after model number

AMS® Accessibility Ramp Kits

5-Channel Models

AMS Kit 1 Includes:

- 2 Yellow Ramps
- 4 Blue Side Ramps
- 2 AMS Center Sections
- 2 Interconnects (use to connect to Guard Dog or Yellow Jacket 5-channel)



AMS Kit 2 Includes:

- 2 Yellow Ramps
- 4 Blue Side Ramps
- 2 AMS Center Sections



Note: Male and female interconnects are required to connect to Dog Bone Connectors; use YJ5I-125-M-Y/B and YJ5I-125-F-Y/B.

AMS Kit 3 Includes:

- 2 Yellow Ramps
- 1 AMS Center Section

Note: Side ramps and male and female interconnects are required to connect to Dog Bone Connectors; use WSA-125-BFF-BLU, WSA-125-BFM-BLU, YJ5I-125-M-Y/B, and YJ5I-125-F-Y/B.



3-Channel Models


AMS Kit 1 Includes:

- 2 Yellow Ramps
- 4 Blue Side Ramps
- 2 AMS Center Sections
- Dog Bone Connectors








AMS Kit 2 Includes:

- 2 Yellow Ramps
- 1 AMS Center Section
- Hourglass® Connectors



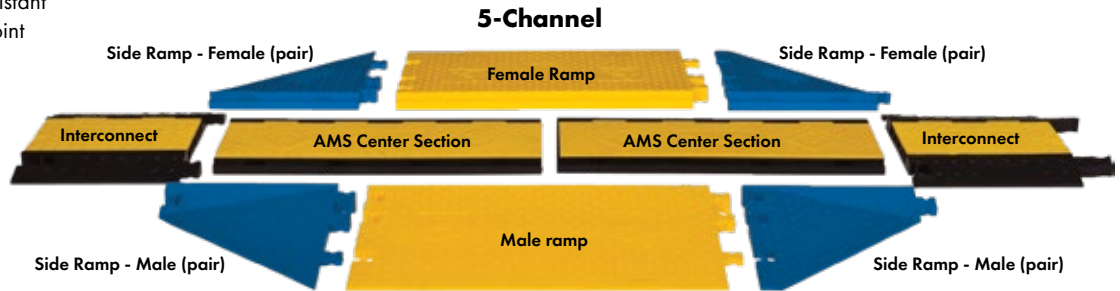
Model	Load Capacity Max load tested at 70°F (21°C)
Heavy Duty 5-Channel	16,300 lb/Tire (7,393 kg) 32,600 lb/Axle (14,787 kg)
Heavy Duty 3-Channel	14,210 lb/Tire (6,446 kg) 28,420 lb/Axle (12,892 kg)

Model	Connector	Length	Width	Height	Weight	Prop 65
5-Channel AMS Accessibility Ramp Kits						
WSA-125-KIT1-HS	Dog Bone Connector	111.13 in (228.3 cm)	51.25 in (130.2 cm)	1.875 in (4.76 cm)	151.5 lb (68.7 kg)	
WSA-125-KIT2-HS	Hourglass® Connector	75.38 in (191.5 cm)	51.25 in (130.2 cm)	1.875 in (4.76 cm)	101 lb (45.8 kg)	
WSA-125-KIT3-HS	Hourglass® Connector	36 in (91.44 cm)	51.25 in (130.2 cm)	1.875 in (4.76 cm)	67.5 lb (30.6 kg)	
3-Channel AMS Accessibility Ramp Kits						
WSA-225-KIT1-HS	Dog Bone Connector	71.25 in (180.98 cm)	77.875 in (197.8 cm)	3 in (7.62 cm)	290.4 lb (131.7 kg)	
WSA-225-KIT2-HS	Hourglass® Connector	36 in (91.44 cm)	77.875 in (197.8 cm)	3 in (7.62 cm)	199.7 lb (90.6 kg)	

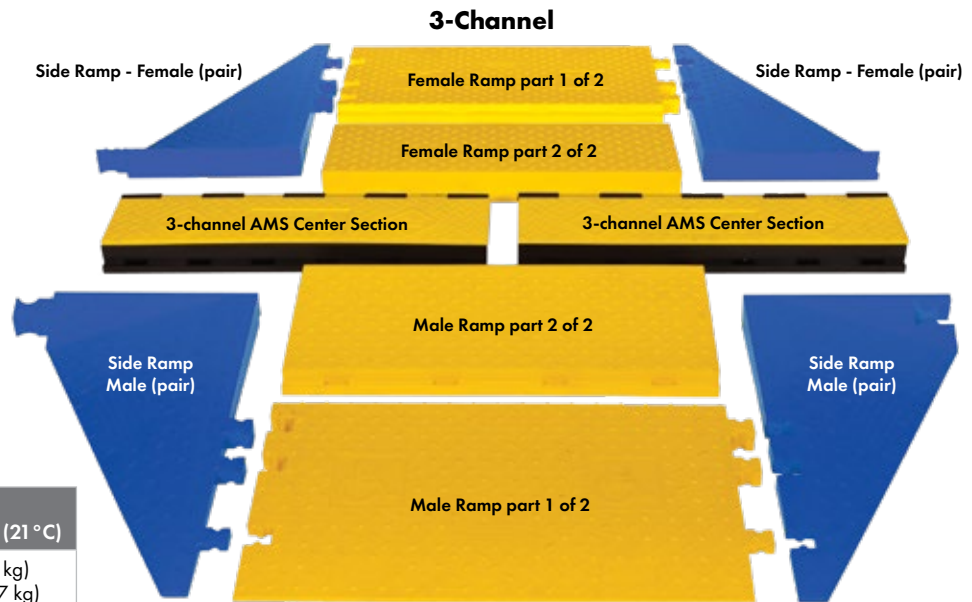
 **WARNING:** This product can expose you to chemicals including carbon black, titanium dioxide, formaldehyde, and benzyl butyl phthalate, which are known to the State of California to cause cancer and birth defects or other reproductive harm. For more information go to www.P65Warnings.ca.gov.

AMS® Accessibility Ramp Components

Feature a gradual slope and slip-resistant surface to ensure a safer crossing point for carts, forklifts, vehicles with small wheels and heavy trucks.



Note: Male and female interconnects are needed in order to connect to Guard Dog or Yellow Jacket 5-Channel




Model	Load Capacity Max load tested at 70°F (21°C)
Heavy Duty 5-Channel	16,300 lb/Tire (7,393 kg) 32,600 lb/Axle (14,787 kg)
Heavy Duty 3-Channel	14,210 lb/Tire (6,446 kg) 28,420 lb/Axle (12,892 kg)


Model	Description	Length	Width	Height	Weight	Prop 65
5-Channel AMS Accessibility Ramps and Rails						
WSA-125-RFAH-Y	Female Ramp	36 in (91.44 cm)	20.38 in (51.75 cm)	1.875 in (4.76 cm)	26 lb (11.8 kg)	⚠
WSA-125-RMAH-Y	Male Ramp	36 in (91.44 cm)	20 in (50.8 cm)	1.875 in (4.76 cm)	24.85 lb (11.3 kg)	⚠
WSA-125-BFF-BLU	Side Ramps - Female Pair	17.75 in (45.09 cm)	20.5 in (52.07 cm)	1.875 in (4.76 cm)	16.8 lb (7.6 kg)	⚠
WSA-125-BFM-BLU	Side Ramps - Male Pair	17.75 in (45.09 cm)	20.5 in (52.07 cm)	1.875 in (4.76 cm)	18.9 lb (8.6 kg)	⚠
YJ5-125AMSCTRYB	5-Channel AMS® Center Section	36 in (91.44 cm)	11.75 in (29.85 cm)	1.875 in (4.76 cm)	16.7 lb (7.6 kg)	⚠
YJ5I-125-M-Y/B	Male Interconnect	17.88 in (45.4 cm)	19.75 in (50.17 cm)	1.875 in (4.76 cm)	16 lb (7.3 kg)	⚠
YJ5I-125-F-Y/B	Female Interconnect	17.88 in (45.4 cm)	19.75 in (50.17 cm)	1.875 in (4.76 cm)	15.6 lb (7.1 kg)	⚠
3-Channel AMS Accessibility Ramps and Rails						
WSA-225-RFAH-Y	Female Ramp	36 in (91.44 cm)	33.25 in (84.46 cm)	3 in (7.62 cm)	90.1 lb (40.9 kg)	⚠
WSA-225-RMAH-Y	Male Ramp	36 in (91.44 cm)	33.375 in (84.77 cm)	3 in (7.62 cm)	90.1 lb (40.9 kg)	⚠
WSA-225-BFF-BLU	Side Ramps - Female Pair	17.75 in (45.09 cm)	35.5 in (90.17 cm)	3 in (7.62 cm)	17.2 lb (7.8 kg) (each)	⚠
WSA-225-BFM-BLU	Side Ramps - Male Pair	17.75 in (45.09 cm)	35.5 in (90.17 cm)	3 in (7.62 cm)	18.4 lb (8.3 kg) (each)	⚠
YJ3-225AMSCTRYB	3-Channel AMS® Center Section	36 in (91.44 mm)	9.87 in (25.07 cm)	3 in (7.62 cm)	19.5 lb (8.8 kg)	⚠

⚠ WARNING: This product can expose you to chemicals including carbon black, titanium dioxide, formaldehyde, and benzyl butyl phthalate, which are known to the State of California to cause cancer and birth defects or other reproductive harm. For more information go to www.P65Warnings.ca.gov.


AMS (Advanced Modular System)

- Patented technology is expandable to hold an unlimited number of cables
- System includes 1 AMS center section and 1 pair of ramps—connect additional center sections and ramps for unlimited expansion
- Detach the ramps to quickly add cable runs and ADA compatible side ramps to existing systems
- 3 channel model features Dog Bone connectors
- 5 channel model features Hourglass[®] connectors; requires interconnect adapter to connect to Yellow Jacket Dog Bone connector (can only be used with one center section between side ramps)
- Standard high-visibility yellow lid/black base color 

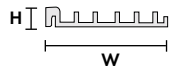
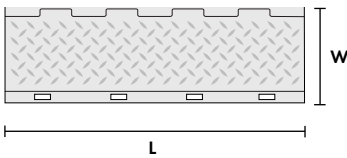
5-Channel System



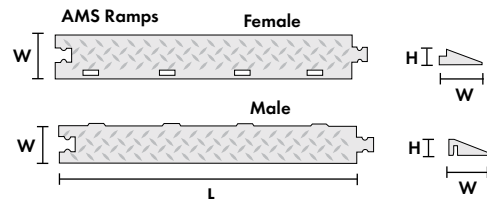
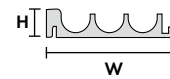
3-Channel System



AMS Center Section














NOTE: 5-channel model center channel width is 1.65 in (4.19 cm)



Interconnects are required to connect 5 channel AMS to Dog Bone connector

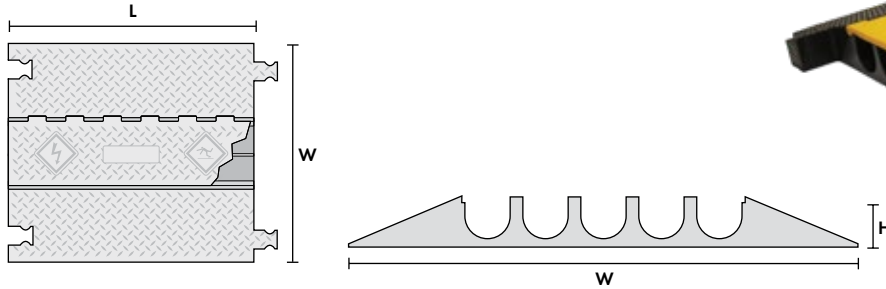
Model	Load Capacity Max load tested at 70°F (21°C)
Heavy Duty 5-Channel	16,300 lb/Tire (7,393 kg) 32,600 lb/Axle (14,787 kg)
Heavy Duty 3-Channel	14,210 lb/Tire (6,446 kg) 28,420 lb/Axle (12,892 kg)

Model	Description	Length	Width	Height	Channel Width	Maximum OD	Weight	Prop 65
5-Channel System (1 AMS center section and 1 pair of ramps)								
YJ5-125-AMS-Y/B	5 channel AMS System	36 in (91.44 cm)	19.75 in (50.17 cm)	2 in (5.08 cm)	1.375 in (3.49 cm)	1 in (2.54 cm)	29.35 lb (13.3 kg)	
YJ5-125AMSCTRYB	AMS Center Section	36 in (91.44 cm)	11.75 in (29.85 cm)	1.875 in (4.76 cm)	1.375 in (3.49 cm)	1 in (2.54 cm)	16.65 lb (7.6 kg)	
YJ5-125-AMS-F-B	AMS Ramp Female	36 in (91.44 cm)	5.125 in (13.02 cm)	2 in (5.08 cm)	N/A	N/A	7.35 lb (3.3 kg)	
YJ5-125-AMS-M-B	AMS Ramp Male	36 in (91.44 cm)	5 in (12.7 cm)	2 in (5.08 cm)	N/A	N/A	5.35 lb (2.4 kg)	
YJ5I-125-M-Y/B	Male Interconnect	17.88 in (45.4 cm)	19.75 in (50.17 cm)	1.875 in (4.76 cm)	N/A	N/A	16 lb (7.3 kg)	
YJ5I-125-F-Y/B	Female Interconnect	17.88 in (45.4 cm)	19.75 in (50.17 cm)	1.875 in (4.76 cm)	N/A	N/A	15.6 lb (7.1 kg)	
3-Channel System (1 AMS center section and 1 pair of ramps)								
YJ3-225-AMS-Y/B	3 channel AMS System	36 in (91.44 cm)	18.61 in (47.27 cm)	3 in (7.62 cm)	2.25 in (5.72 cm)	2.25 in (5.72 cm)	39 lb (17.7 kg)	
YJ3-225-AMSCTRYB	AMS Center Section	36 in (91.44 cm)	9.87 in (25.07 cm)	3 in (7.62 cm)	2.25 in (5.72 cm)	2.25 in (5.72 cm)	19.5 lb (8.8 kg)	
YJ3-225-AMS-F-B	AMS Ramp Female	36 in (91.44 cm)	5.5 in (13.97 cm)	3 in (7.62 cm)	N/A	N/A	10.1 lb (4.6 kg)	
YJ3-225-AMS-M-B	AMS Ramp Male	36 in (91.44 cm)	4.7 in (11.96 cm)	3 in (7.62 cm)	N/A	N/A	9.4 lb (4.3 kg)	


 **WARNING:** This product can expose you to chemicals including carbon black, titanium dioxide, formaldehyde, and benzyl butyl phthalate, which are known to the State of California to cause cancer and birth defects or other reproductive harm. For more information go to www.P65Warnings.ca.gov.

5-Channel, 3.75-in

- Standard high-visibility yellow lid/black base color 

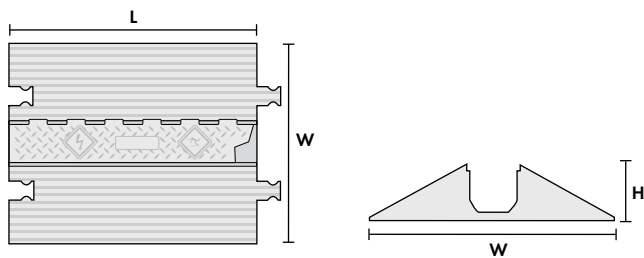


Model	Load Capacity Max load tested at 70°F (21°C)
Extreme Heavy Duty 5-Channel	7,990 lb/Tire (3,624 kg) 15,980 lb/Axle (7,248 kg)


Model	Description	Length	Width	Height	Channel Width	Maximum OD	Weight	Prop 65
YJ5-400-Y/B	5-CH, 3.75 in HD Y/B CP	35.75 in (90.8 cm)	57.25 in (145.4 cm)	5.125 in (14.9 cm)	3.875 in (9.84 cm)	3.75 in (9.53 cm)	200 lb (90.72 kg)	

1-Channel, 5-in


- Standard high-visibility yellow lid/black base color 



Model	Load Capacity Max load tested at 70°F (21°C)
Extreme Heavy Duty 1-Channel	9,435 lb/Tire (4,259 kg) 18,870 lb/Axle (8,518 kg)

Model	Description	Length	Width	Height	Channel Width	Maximum OD	Weight	Prop 65
YJ1-500-Y/B	1-CH, 5 in HD Y/B CP	36 in (91.44 cm)	26.75 in (67.95 cm)	5.875 in (14.92 cm)	5 in (12.7 cm)	5 in (12.7 cm)	92 lb (41.7 kg)	

 **WARNING:** This product can expose you to chemicals including carbon black, titanium dioxide, formaldehyde, and benzyl butyl phthalate, which are known to the State of California to cause cancer and birth defects or other reproductive harm. For more information go to www.P65Warnings.ca.gov.



Checkers

620 Compton St
Broomfield, CO 80020

Phone: (800) 438-9336

Fax: (720) 890-4858

Email: sales@checkers-safety.com

Checkers-Safety.com