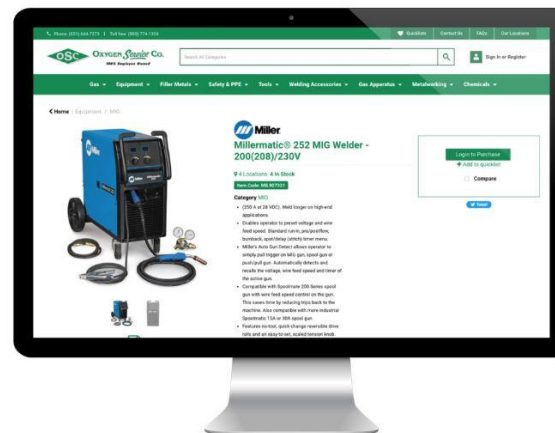
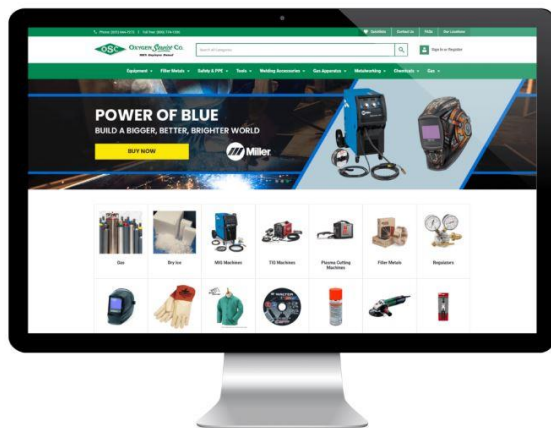




# OXYGEN *Service* Co.

100% Employee Owned



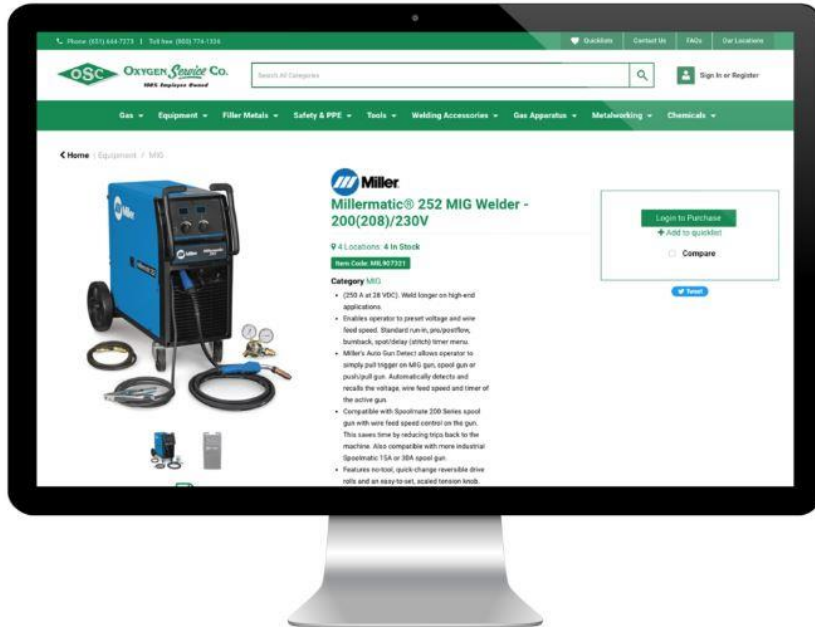
## Online Ordering Guide

August 2023

# Online Ordering



Scan me for  
video tutorial



## You are in full control!

- Mobile Responsive Design
- Order Anytime, Anyplace
- Browse/Search for Products
- Product Images & Descriptions
  - Order Approvals
  - Pay Invoices
  - Add Custom Item #s
- Exclusive Online Promos & Discounts!

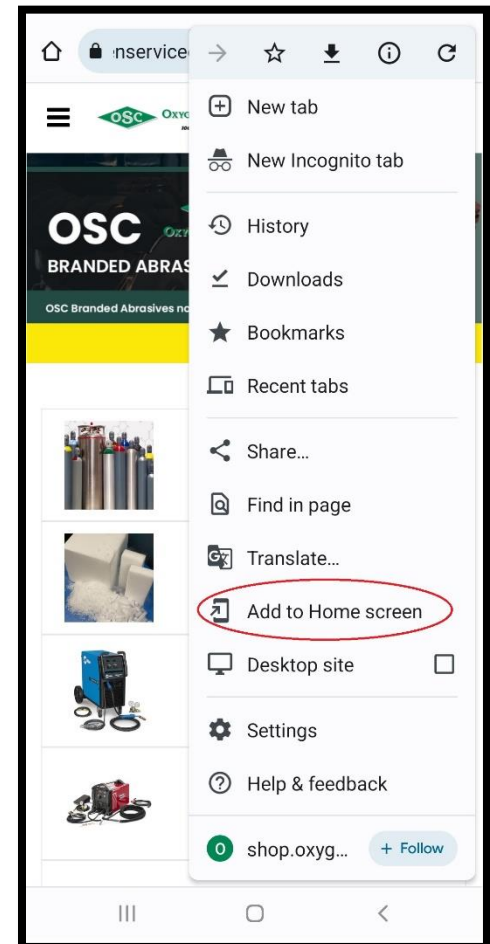
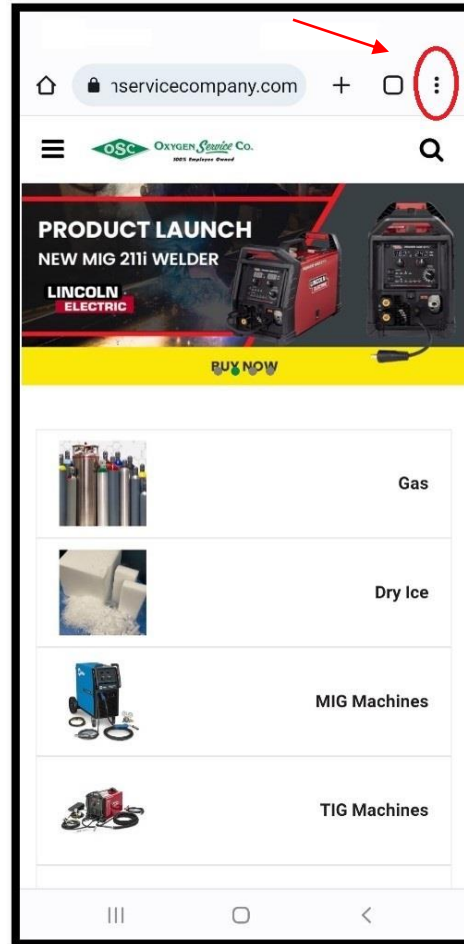
# OSC Store Shortcut on your device!

## Android Instructions

### Android Browsers:

1. Click the Options Menu (top right corner of browser)
2. Click "Add to Home screen"
3. Name the link shortcut
4. Click Add

**You should now see the OSC Storefront shortcut on your device!**

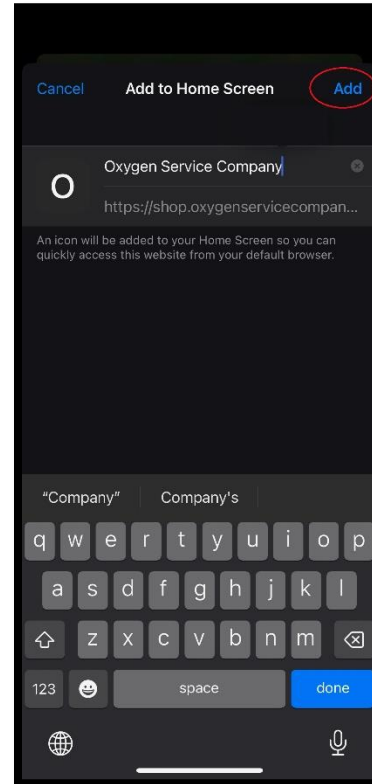
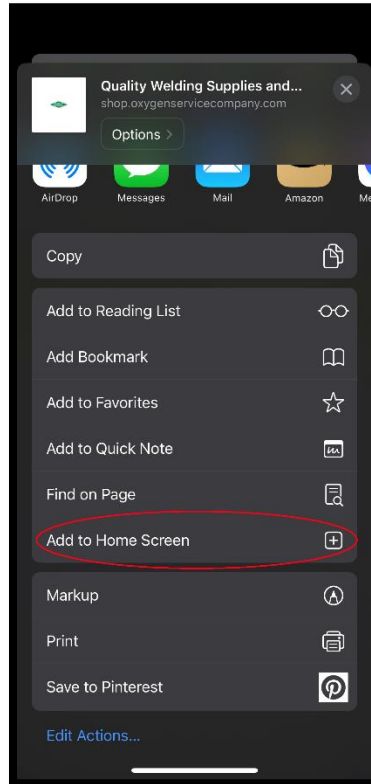
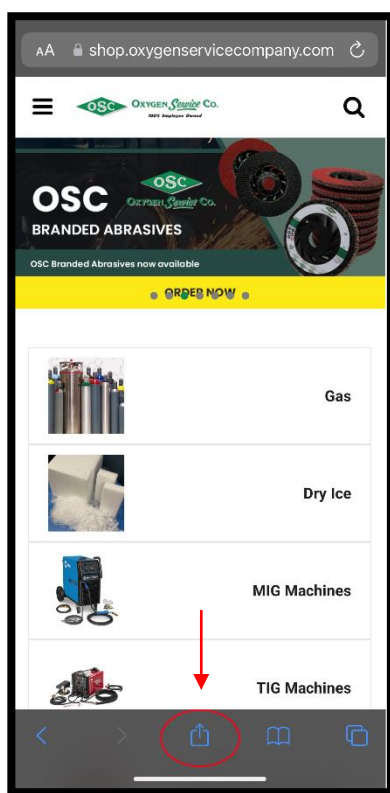


Access OSC Storefront



# OSC Store Shortcut on your device!

## iPhone Instructions



### iPhone Browsers:

1. Tap the middle “share” icon. when you're on the page you want to create a shortcut to.
2. Tap on 'Add to home screen' When the bookmark options appear, tap on 'Add to home screen'.
3. Name the link shortcut
4. Click Add

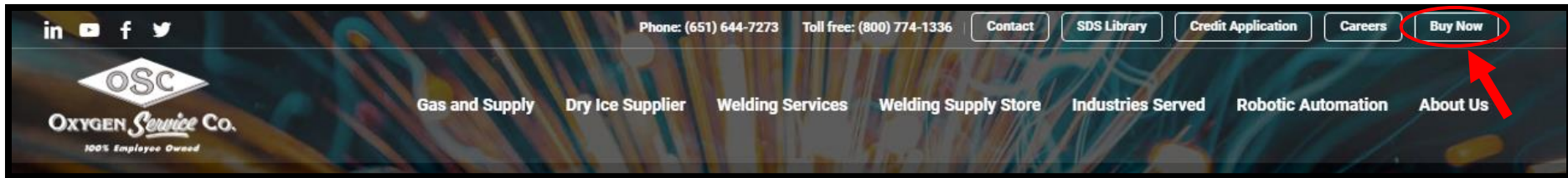
**You should now see the OSC Storefront shortcut on your device!**



Access OSC Storefront

# Access Online Ordering

1. OSC Homepage: <https://www.oxygenservicecompany.com>  
- Click on 'Buy Now' in top right corner



2. Direct link: <https://shop.oxygenservicecompany.com/>

3. Scan QR Code below:

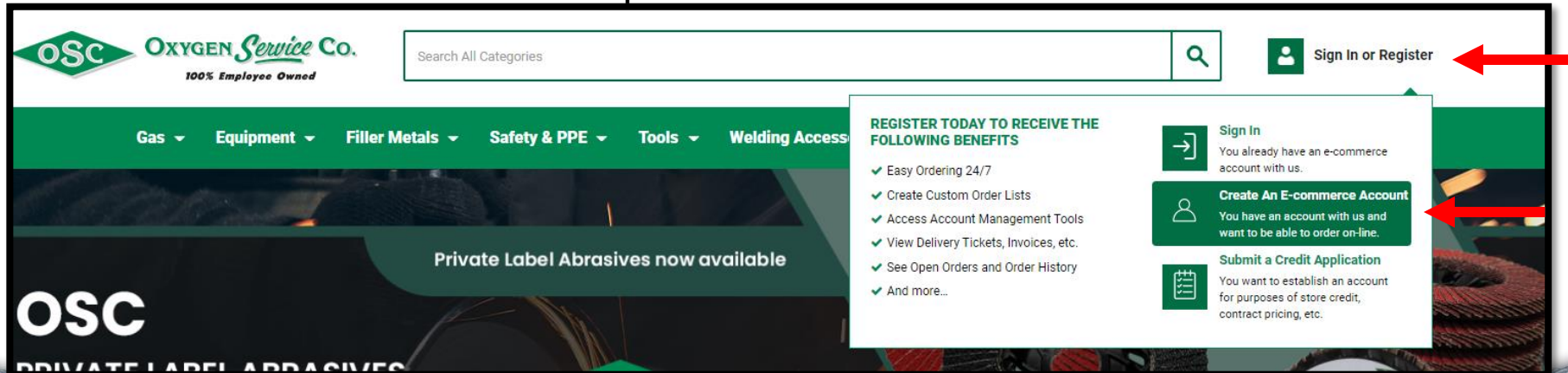


# Request Username

Need to set up a username for your account?

1. <https://shop.oxygenservicecompany.com>
2. Place mouse cursor over Sign In or Register
3. Click 'Create An Ecommerce Account'
4. Fill out form
5. Click 'Send' at bottom of form


Username will be set up and sent out after form is sent to OSC





# Sign Into Username


1. Place mouse cursor over Sign In or Register
2. Click 'Sign In'



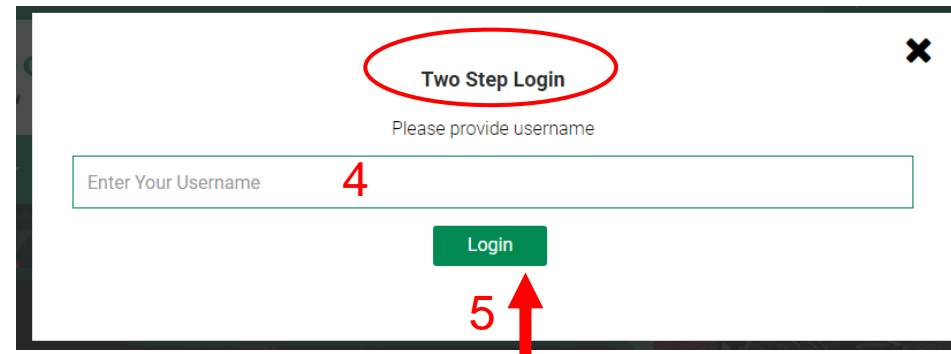
Clicking 'Sign In' will open the Two Step Login window (next page)

# Sign Into Username – Two Step Login

1. Enter Email address associated with username
2. Enter your username password
3. Click 'Sign in'
4. Enter username in Two Step Login Window
5. Click 'login'




This screenshot shows the first step of the login process. It features a 'Sign in with' header, an 'Email' field with the placeholder 'Your email address' (annotated with a red '1'), a 'Password' field with the placeholder 'Your password' (annotated with a red '2'), a 'Remember me' checkbox, a green 'Sign in' button with a right arrow (annotated with a red '3' and an upward arrow), a 'Forgot password?' link, and a 'Create account' link. A close button (X) is in the top right corner.



This screenshot shows the second step of the login process. It features a 'Two Step Login' header (circled in red), a 'Please provide username' prompt, an 'Enter Your Username' field (annotated with a red '4'), and a green 'Login' button (annotated with a red '5' and an upward arrow). A close button (X) is in the top right corner.



# Homepage

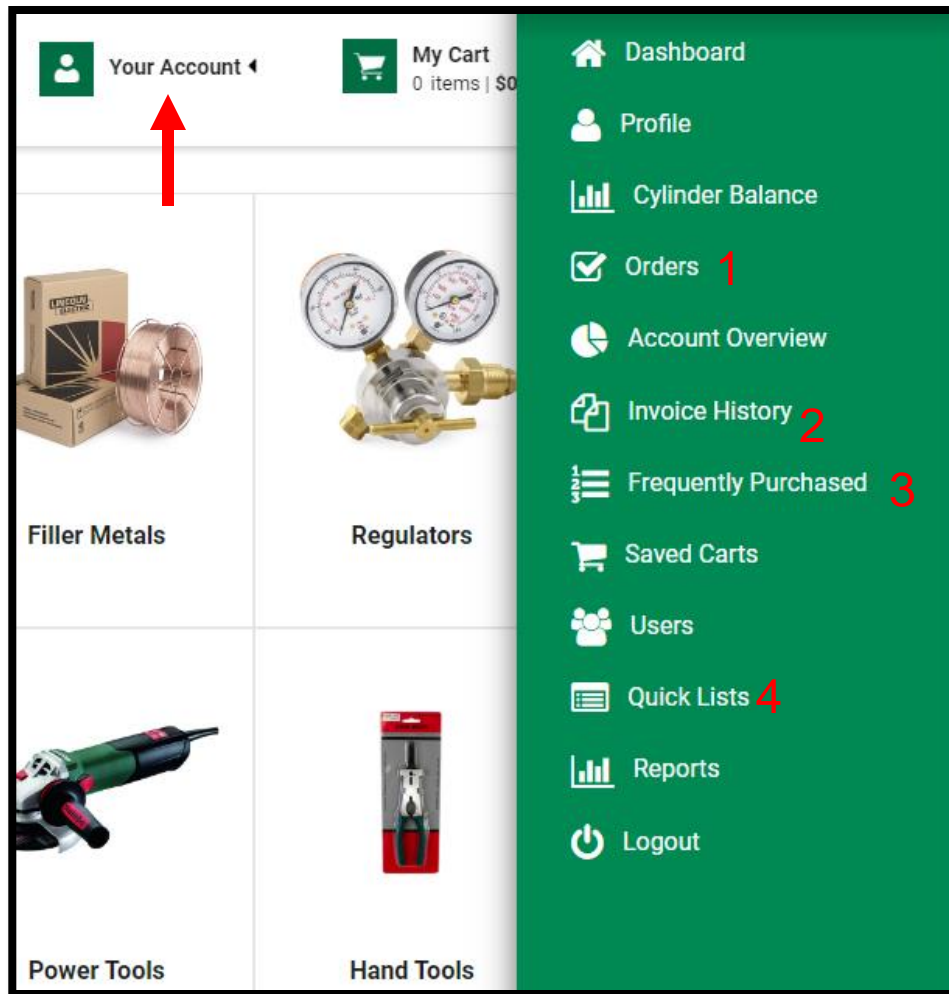


Once signed in, Sign in will show Your Account

1. Browse or Search products
2. Your Account Menu
3. My Cart
4. Quicklists

# Your Account Menu

Click on Your Account to access Menu\*



## Frequently Used:

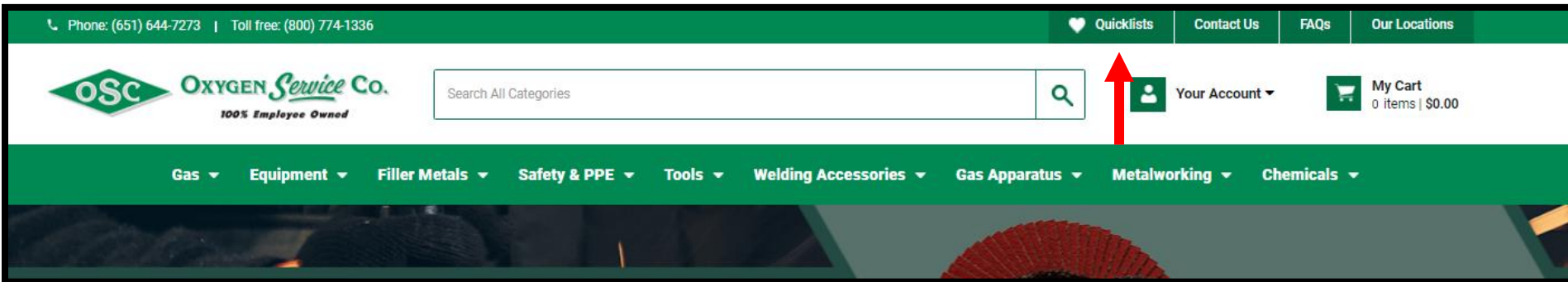
1. Order History
2. Pay/View Invoices
3. Items you have purchase and last purchase date
4. Quicklists

\*some options may not be available on select profile settings

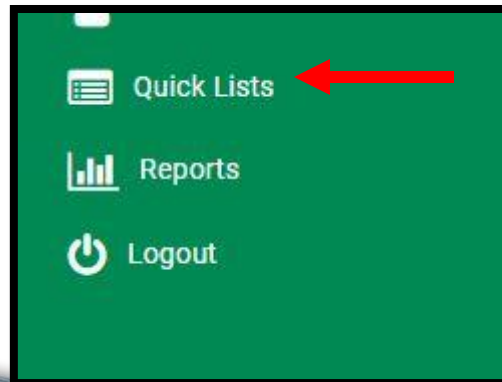
# Access Quicklists

Access your Quicklists for easy ordering!

## 1. Quicklists icon in header



## 2. Your Account > Quick Lists





# Quicklists

Quicklists contain all your frequently ordered items for easy ordering!

Create new Quicklist

The screenshot shows the 'Quick Lists' management page. At the top right, a red arrow points to the '+ NEW QUICK LIST' button. Below the table, a red arrow points to the 'Gases' link in the 'Name' column. The table lists four quicklists, each with a set of four action icons (upload, email, edit, delete) to its right. These icons are numbered 1 through 4 in red text above them.

Enabled	Name	Type	Updated	
Yes	<a href="#">Safety &amp; PPE</a>	Company	11-07-2022 03:00:27 PM	1 2 3 4
Yes	<a href="#">Filler Metals</a>	Company	11-07-2022 02:59:14 PM	
Yes	<a href="#">Metalworking</a>	Company	11-07-2022 02:58:25 PM	
Yes	<a href="#">Gases</a>	Company	11-07-2022 02:57:24 PM	

4 Quick Lists

Click name of list to view Quicklist

1. Upload items to Quicklist
2. Email Quicklist
3. Rename Quicklist
4. Delete Quicklist



# Quicklists - Ordering

How to order from Quicklists:

1. Click the Quicklist of the list you want to view

Enabled ▾	Name ▾	Type ▾	Updated ▾
<a href="#">Yes</a>	Safety & PPE	Company	11-07-2022 03:00:27 PM
<a href="#">Yes</a>	Filler Metals	Company	11-07-2022 02:59:14 PM

Quick List: Safety & PPE

Search & Filter

4 items found

Sort by Category

FILE IMPORT EMAIL QUICKLIST

1

2

3M Speedglas 9000 Welding Helmet Outside Protection Plate 04-0270-01, 10 EA/BA9  
\$4.01 / EA  
9 6 Locations: 2126 EA In Stock  
Manufacturer Ref 7100209491  
Update default quantity

ESAB B Series™ A30 Clear Front Lens Cover  
\$36.06 / PK  
9 7 Locations: 48 PK In Stock  
Manufacturer Ref 0700000802  
Update default quantity

Ergodyne  
E2802 L/XL Lima Type R Class 2 Surveyors Vest  
\$24.23 / EA  
out of stock  
Manufacturer Ref 180-21428  
Update default quantity

BEST WELDS  
Cover Lens, Scratch/Static Resistant, 4-1/2 In x 5-1/4 In, 70% CR-39 Plastic  
\$2.78 / EA  
9 7 Locations: 1792 EA In Stock  
Manufacturer Ref 901-9P-08  
Update default quantity

Total: 4 products

1. Enter quantity wanted into quantity box

2. Click Add to Cart

Want to remove an item from the list? Click the Trash Icon next to the quantity box.

# Quicklists – Add Multiple item to Cart

Want to add multiple items to cart at once?

1. Click check box(es) next it items
2. Click Add to Cart at top left

The screenshot displays a web interface for a 'Quick List: Safety & PPE'. At the top, a green button indicates 'ADD TO CART (2)' with a red '2' next to it, corresponding to step 2 of the instructions. Below this, a list of 4 items is shown. Each item has a checkbox to its left, with a red '1' next to the first two items, corresponding to step 1 of the instructions. The items are:

- Item 1:** 3M Speedglas 9000 Welding Helmet Outside Protection Plate 04-0270-01, 10 EA/BAG. Price: \$4.01 / EA.
- Item 2:** EBAB® Sentinel™ A50 Clear Front Lens Cover. Price: \$36.06 / PK.
- Item 3:** Ergodyne S250Z L/XL Lime Type R Class 2 Surveyors Vest. Price: \$24.23 / EA.
- Item 4:** BEST WELDS Cover Lens, Scratch/Static Resistant, 4-1/2 In x 5-1/4 In, 70% CR-39 Plastic. Price: \$2.78 / EA.

Each item card includes an image, a description, a 'Term Code', 'Locations', 'Manufacturer Ref', and an 'Update default quantity' button. A 'Compare' checkbox is also present for each item. The bottom of the list shows 'Total 4 products'.

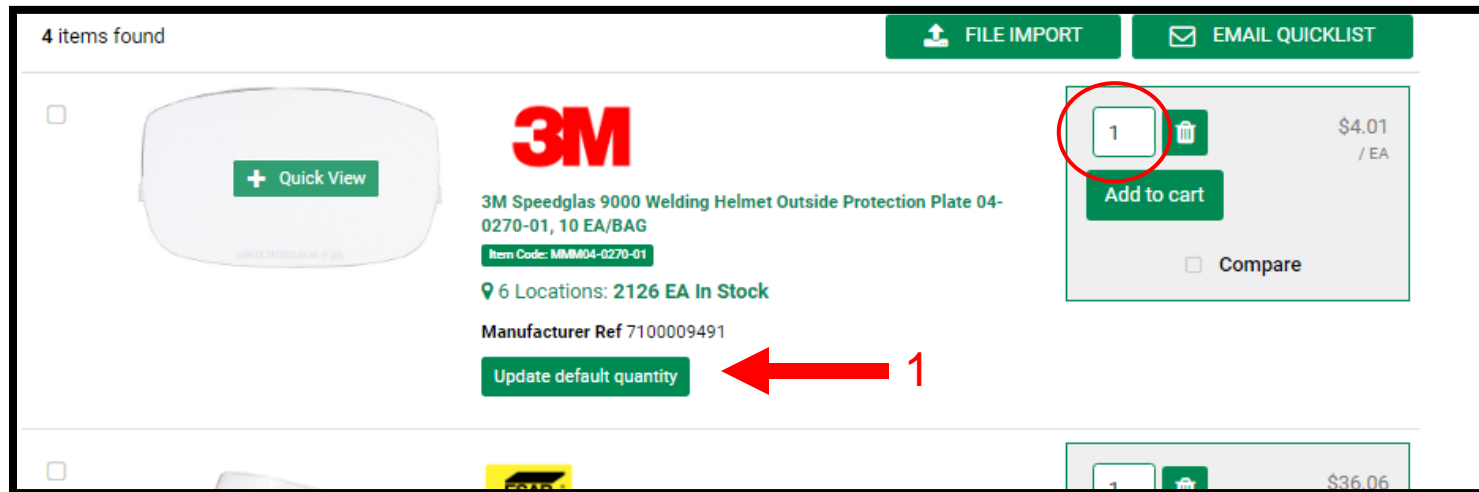


# Quicklists – Default Quantities

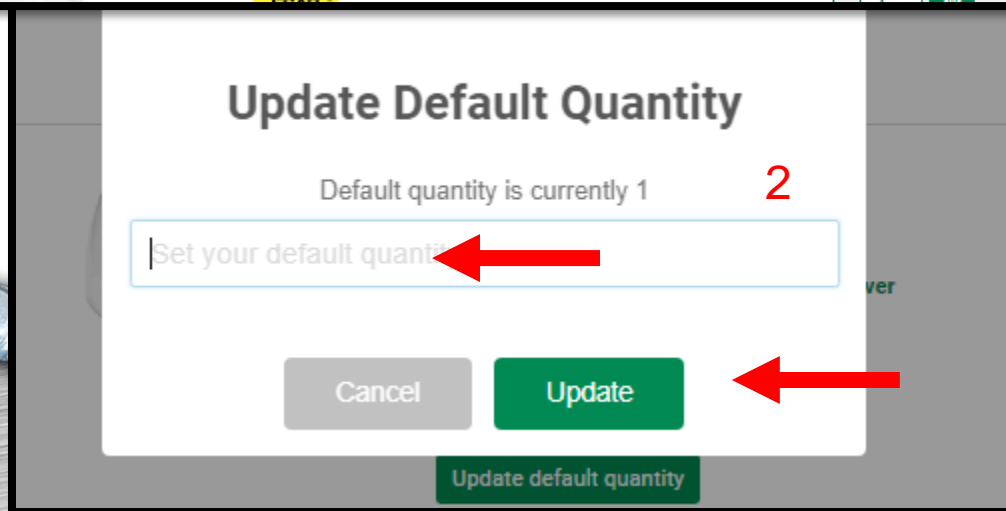
## NEW FEATURE!

\*Would you like reorder quantities set to specific quantities? Par Levels?

1. Click Update default quantity under item
2. Add default quantity & click Update

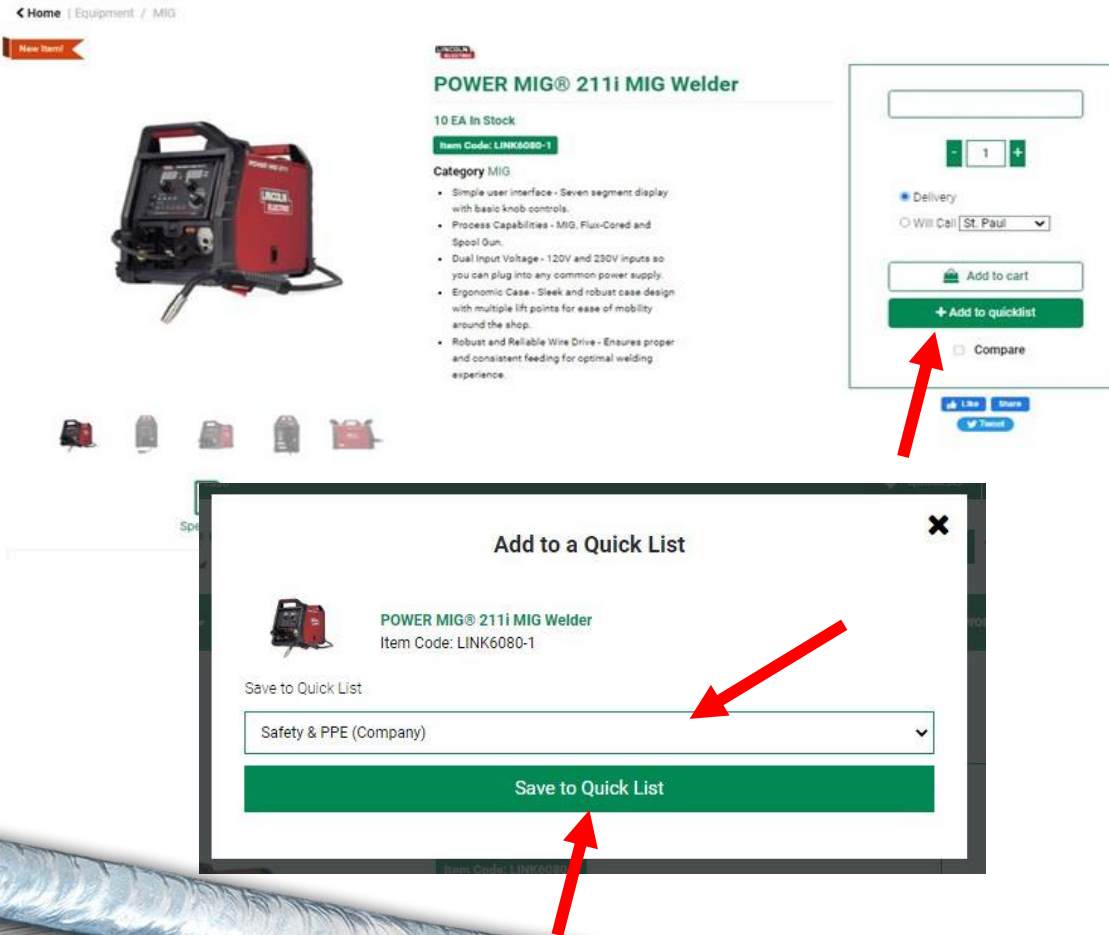


\* Items that have a minimum order quantity cannot be adjusted lower than set minimum.



# Quicklists – Add item to list

Add new items to your Quicklists for easy ordering!



1. Search/Browse for item
2. Click on item image or item description in results page to access Item Detail Page
3. On right hand side, click 'Add to quicklist'
4. Select Quicklist you would like to add item to
5. Click 'Save to Quick List'

# Quicklists – New Quicklist

Create a new Quicklist for easy ordering!

Quick Lists

Search Quick Lists



NEW QUICK LIST

Enabled

Name

Type

Updated

Home / My Account / Quick Lists

1. In Quicklists page, click 'New Quick List'
2. Name the Quicklist
3. Select Personal or Company
  - A. Personal would only show under your username
  - B. Company will show the list on all username associated with the account
4. Click 'Create list'

Give your list a name

NAME OF LIST 2

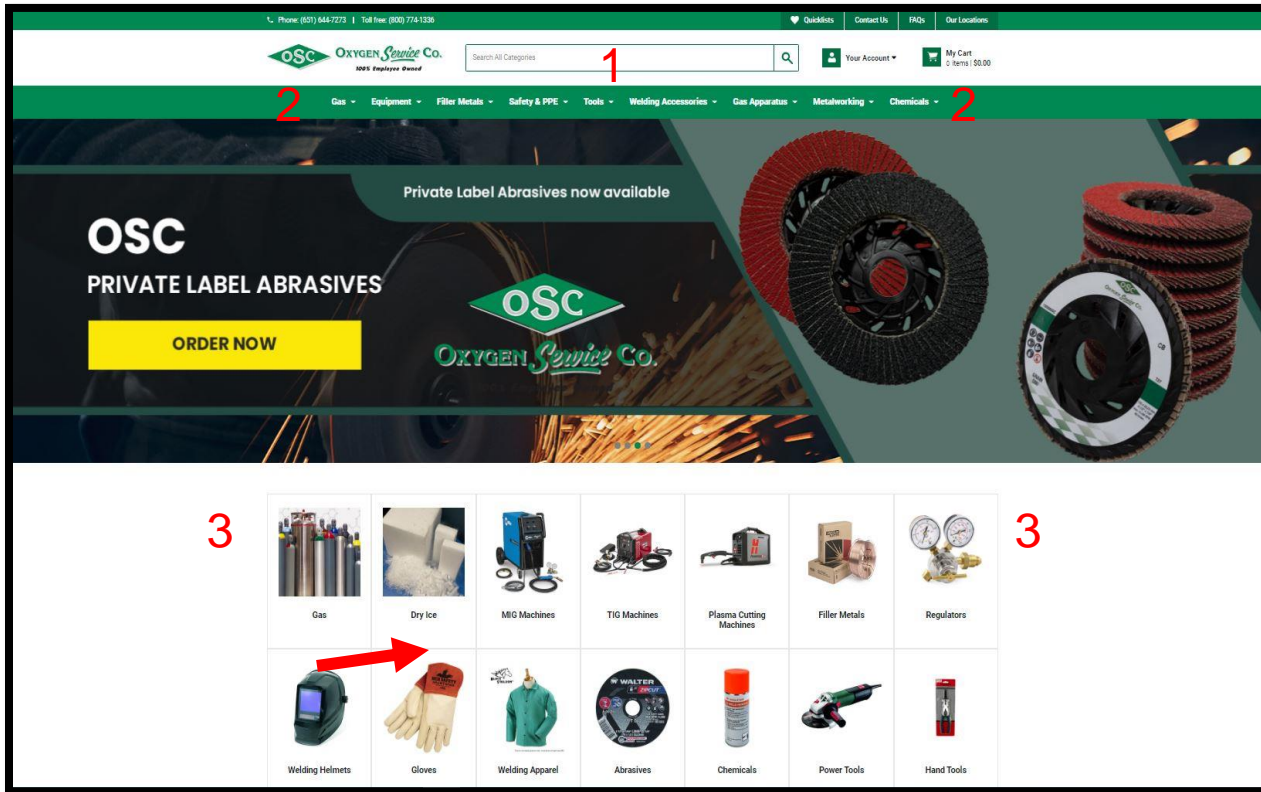
Personal 3

Create list 4

Add New Quick List

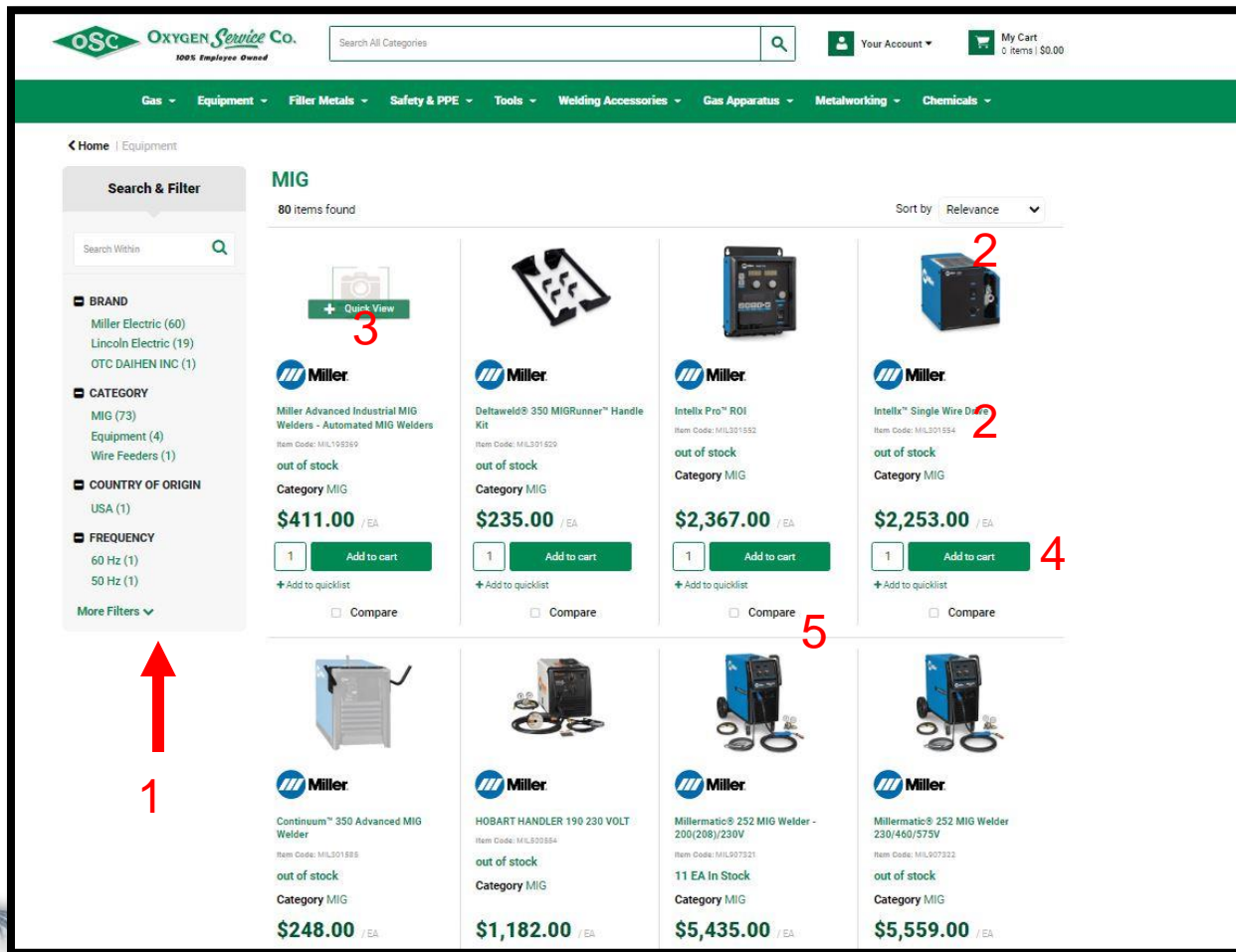


# Search/Browse



1. Search for products in search bar:
  - OSC Item #
  - MFG #
  - Description
2. Browse All Categories
3. Browse by Popular Categories

# Search/Browse




1. Filter Search/Browse Results
2. Click Item Image or Description to see item detail page
3. Click 'Quick View' for a quick Item Description window
4. Add item to cart (check quantity next to it)
5. Compare Items

# Compare Products

< Home | Equipment

**Search & Filter**

Search Within 

**BRAND**

- Miller Electric (60)
- Lincoln Electric (19)
- OTC DAIHEN INC (1)

**CATEGORY**


- MIG (73)
- Equipment (4)
- Wire Feeders (1)

**COUNTRY OF ORIGIN**

- USA (1)

**FREQUENCY**


- 60 Hz (1)
- 50 Hz (1)

More Filters 

## MIG

80 items found

Sort by Relevance 



**Miller**

Miller Advanced Industrial MIG Welders - Automated MIG Welders


Item Code: MIL195369

out of stock

Category MIG

**\$411.00** / EA

☐ Compare



**Miller**

Deltaweld® 350 MIGRunner™ Handle Kit


Item Code: MIL301529

out of stock

Category MIG

**\$235.00** / EA

☐ Compare



**Miller**

Intelix Pro™ R01


Item Code: MIL301552

out of stock

Category MIG

**\$2,367.00** / EA

☒ Compare



**Miller**

Intelix™ Single Wire Drive


Item Code: MIL301554

out of stock

Category MIG

**\$2,253.00** / EA

☒ Compare



**Miller**

Millermatic® 252 MIG Welder 230/460/575V


Item Code: MIL907322

out of stock

Category MIG

**\$5,559.00** / EA

☐ Compare



**Miller**


Intelix Pro™ R01

Item Code: MIL301552

Category MIG

**\$2,367.00** / EA

☐ Compare



**Miller**

Intelix™ Single Wire Drive

Item Code: MIL301554

Category MIG

**\$2,253.00** / EA

☐ Compare

Brand	Miller Electric	Miller Electric
Category	MIG	MIG
Height	13.3 in	13.3 in
Length	5.2 in	5.2 in
Weight	15.3 lbs	15.3 lbs
Width	9.2 in	9.2 in


1. Click check box next to Compare of items you want to compare
2. Click Scale Icon at Bottom Right of Page
3. Compare Item Window will appear









# Item Detail Page

[Home](#) | [Equipment](#) / [MIG](#)

New Item!





  
Spec sheet

**POWER MIG® 211i MIG Welder**

10 EA In Stock

Item Code: LINK6080-1

Category MIG

- Simple user interface - Seven segment display with basic knob controls.
- Process Capabilities - MIG, Flux-Cored and Spool Gun.
- Dual Input Voltage - 120V and 230V inputs so you can plug into any common power supply.
- Ergonomic Case - Sleek and robust case design with multiple lift points for ease of mobility around the shop.
- Robust and Reliable Wire Drive - Ensures proper and consistent feeding for optimal welding experience.

\$1,299.00 / EA


-

1

+

☒ Delivery

☐ Will Call St. Paul

 Add to cart

**+ Add to quicklist**


☐ Compare

[Like](#)


[Share](#)

[Tweet](#)

Also Consider



Manufacturer Ref K4498-1  
**POWER MIG® 140 MPi Multi-Process Welder**  
Item Code LINK4498-1  
**\$969.00**



Manufacturer Ref K4876-1  
**POWER MIG® 215 MPi Multi-Process Welder**  
Item Code LINK4876-1  
**\$1 999.00**

## Item Detail Page:

- Add Item to Cart
- Add Item to Quicklists
- Item Descriptions & Specifications
- Additional Item Images & Videos
- Item Documents (SDS, Manuals etc.)
- Also Considered/Accessories

Item out of stock? Order it as a backorder

# Cart

1. Place cursor over My Cart to see Quick Cart

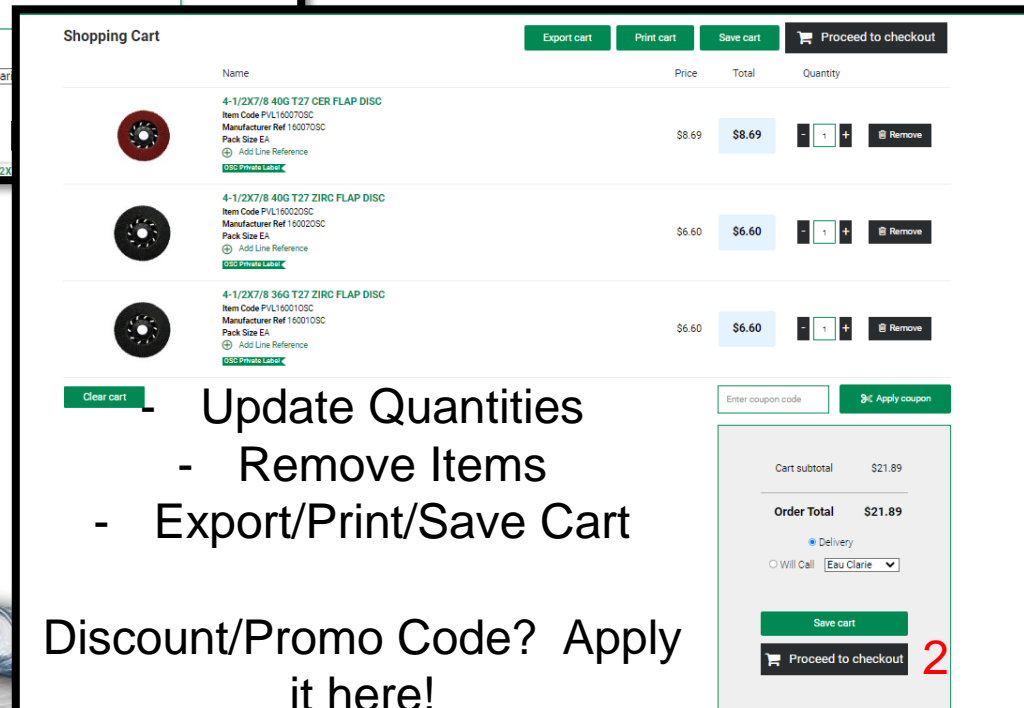
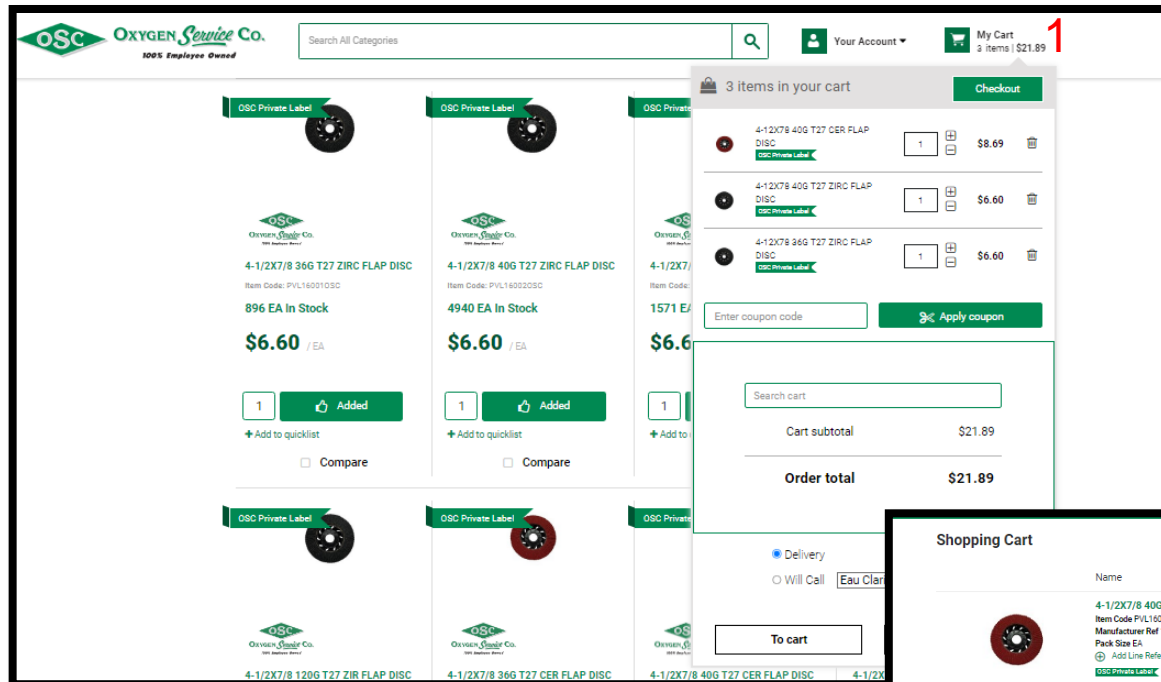
OR

Click My Cart to view Cart Page

2. Once Cart is reviewed,  
Click Proceed to Checkout

- Update Quantities
- Remove Items
- Export/Print/Save Cart

Discount/Promo Code? Apply it here!



# Checkout

1. Select Your Shipping Address
2. Add Shipping Note
3. Click Continue to show Shipping Options
4. Select Shipping Option
5. Click Continue to Review & Pay will apply to OSC account
6. Add Order Notes & PO #s
7. \*Choose Payment Method & Place Order:

\*Credit Account is default & will apply to OSC account

\*Credit Card will open window to enter CC information

The screenshot displays the OSC Express Checkout interface. At the top, the OSC logo and 'Express Checkout' title are visible. The 'Contact Details' section shows the user's name (Ted Flavion), email (tedflavion@oxygenserv.com), and company (TED FLAVION). The 'Shipping Details' section includes a 'Shipping Address' field with a red '1' next to it, a 'Billing Address' field, and an 'Add Shipping Note' field with a red '2' next to it. A green 'Continue' button with a red '3' is located below the shipping details. The 'Order Summary' section shows three items in the cart, each with a red '4' next to it. A green 'Continue' button with a red '5' is at the bottom of the order summary.

OSC OXYGEN Service Co. 100% Employee Owned Express Checkout

< Back To Cart

Contact Details

Name Ted Flavion  
Email tedflavion@oxygenserv.com  
Company TED FLAVION

Shipping Details

Shipping Address 1  
+ New Address  
OSC EMPLOYEE \*\*\*COD CUSTOMER\*\*\*  
SAINT PAUL, MN, 551040000  
US

Billing Address  
OSC EMPLOYEE \*\*\*COD CUSTOMER\*\*\*  
SAINT PAUL, MN, 551040000  
US

Add Shipping Note 2

Continue 3

Shipping Options

Final order availability and prices, including freight and tax, are subject to change

Shipping

4-1/2X7/8 36G T27 ZIRC FLAP DISC \$6.60  
1 item | Item Code: PVL18001OSC | Manufacturer Ref: 18001OSC  
OSC Private Label

4-1/2X7/8 40G T27 ZIRC FLAP DISC \$6.60  
1 item | Item Code: PVL18002OSC | Manufacturer Ref: 18002OSC  
OSC Private Label

4-1/2X7/8 40G T27 CER FLAP DISC \$8.69  
1 item | Item Code: PVL18007OSC | Manufacturer Ref: 18007OSC  
OSC Private Label

Choose a shipping option: 4  
☐ Best Way  
☐ Truck Delivery

Continue 5

The screenshot displays the OSC Review & Pay interface. It includes a 'Review & Pay' title, a 'PO number' field with a red '6' next to it, a 'Gas PO' field, and a 'Choose Payment Method' section with a red '7' next to it. The 'Choose Payment Method' section has a 'Charge to Credit Account' option and a 'Place Order' button with a red arrow pointing to it. Below this, there is a 'Credit Card Payment' section with a 'Credit card description in checkout' field.

Review & Pay

Order Note

PO number 6

Gas PO

Choose Payment Method 7

Charge to Credit Account

Place Order

Credit Card Payment

Credit card description in checkout

# \*Other Functions

- Order Gas and Dry Ice Online!  
(Cutoff time for next day delivery on Dry Ice is 2pm)
- Pay Invoices Online: Your Account > Invoice History (Credit Card payments only)
  - Online Ordering Approval Process: Approve orders before they ship!
  - Discover New Products: New Products added weekly!
  - Mobile Responsive Site: Order Anytime, Anyplace!
- Ask Experts (Homepage): Questions on Dry Ice, Automation or Rental Equipment?

\*For more information on these functions or anything else online, please contact OSC

The screenshot displays a webpage titled "Our Expertise Includes" with three main sections:

- Dry Ice:** Features a snowflake icon and a photo of dry ice. Text: "As your dry ice supplier, we can give you best practice solutions for keeping your supply at its highest quality possible. Whether you need blasting pellets, 16mm pellets, or full-sized block we have you covered." Includes an "Ask an Expert" button.
- Automation:** Features a photo of a robotic welding machine. Text: "OSC can provide you with a comprehensive line of robotic welding machines, automated material handling robots, automated cutting machines, and automatic robotic positioning systems." Includes an "Ask an Expert" button.
- Rental Equipment:** Features a photo of a worker with equipment. Text: "OSC has one of the largest rental fleets in the area. Our extensive rental welding fleet is readily available for you, to complete your project." Includes an "Ask an Expert" button.



# Thank you for Ordering Online With OSC!

For more information, questions or to schedule a virtual tour:

Ted Flavion – Ecommerce Manager

[tedflavion@oxyserv.com](mailto:tedflavion@oxyserv.com)

[storefront@oxyserv.com](mailto:storefront@oxyserv.com)

651-255-7839

OR

Contact your OSC Sales Representative



Scan me for  
video tutorial