

xenon

FE✓ER DEFENSE

ASSEMBLY INSTRUCTIONS
SOFTWARE GUIDE
TERMS OF USE + WARRANTY







CONTENTS

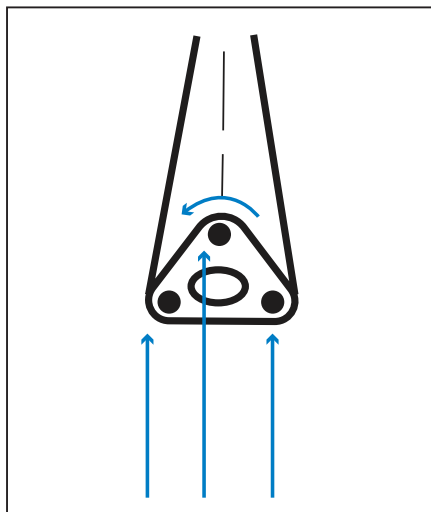
Assembly instructions	3-7
Software Manual	8-21
Terms of Use	22-29
Warranty	30

ASSEMBLY INSTRUCTIONS

PARTS LIST

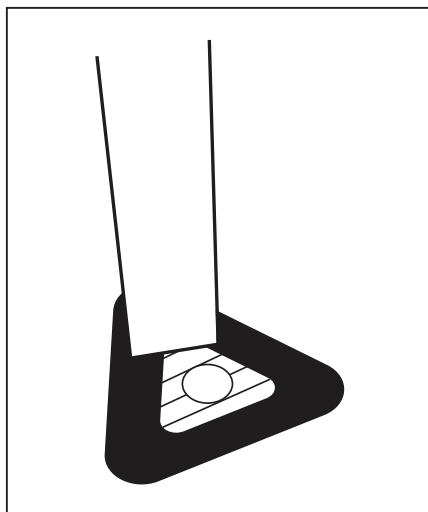
A - Centre Column	
B - Base Unit	
C - Display/Camera Unit	
D - Power Lead	

1.



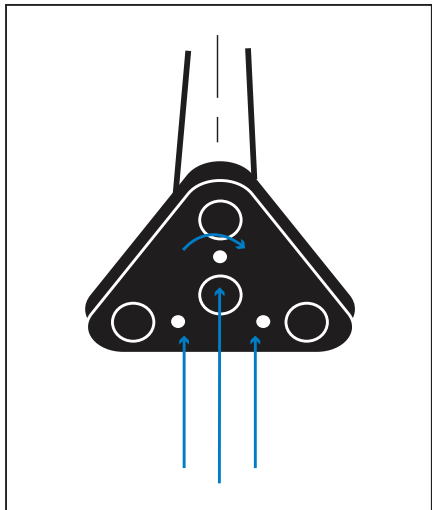
Unscrew 3 bolts on bottom side of centre column

2.



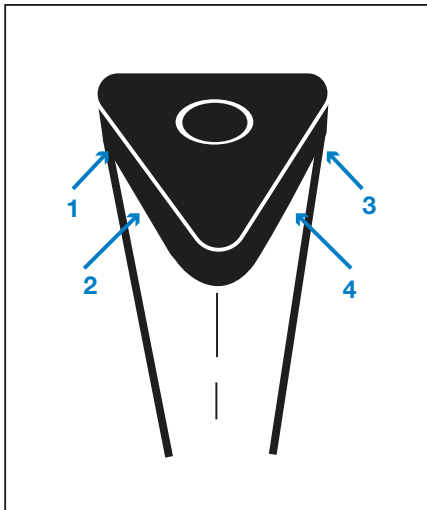
Insert centre column into opening on base plate being careful not to pinch cables

3.



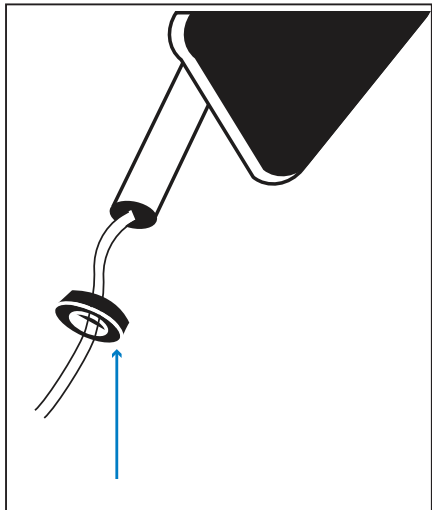
Insert 3 fixing bolts through baseplate to attach centre column

4.



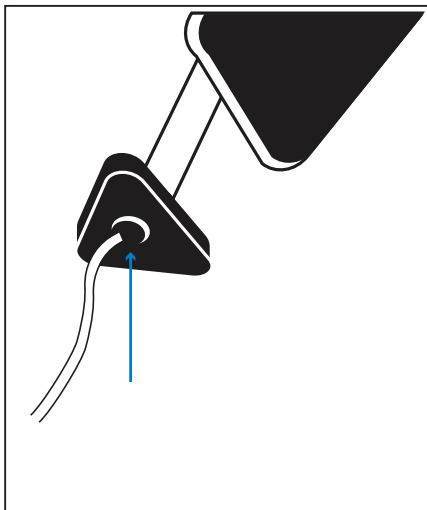
Remove 4 screws from top of centre column cap

5.



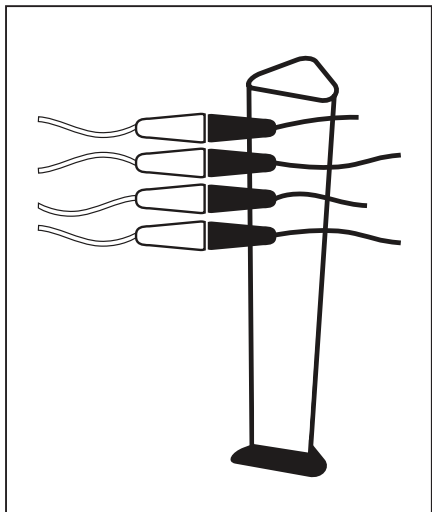
Remove locking from display mounting bracket

6.



Insert display bracket into top of centre column cap and fix securely with locking

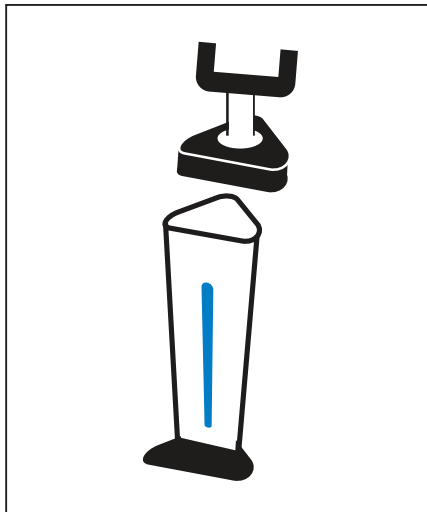
7.



Insert cables as follows

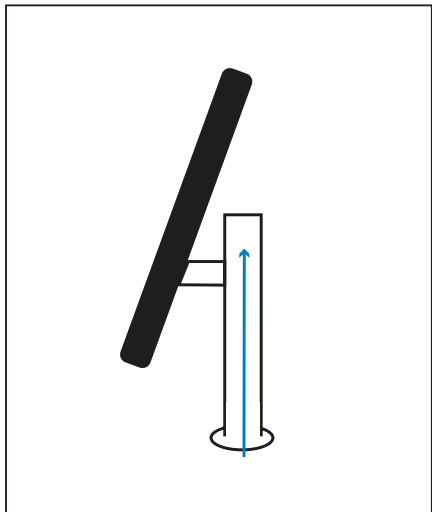
- Power input from column to display.
- Network lead from column to display.
- 2x USB ports to USB ports on display.

8.



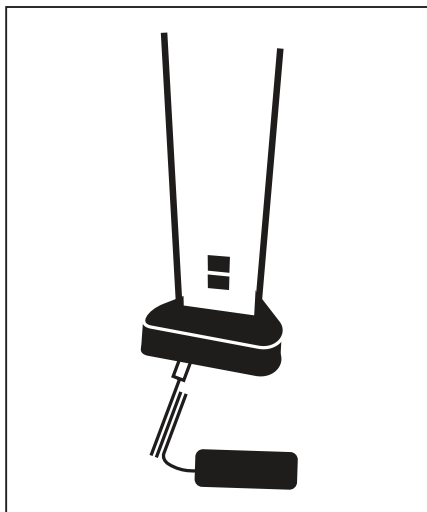
Fit monitor assembly to top of centre column and fix with 4 screws removed in step 2. Ensure display and centre column LED strip are aligned correctly

9.



Adjust angle of display by loosening collar on top of bracket

10.



Insert 12v power lead to centre column to power on

SOFTWARE MANUAL

INTRODUCTION

This manual is intended to configure and use Xenon Fever Defence software.

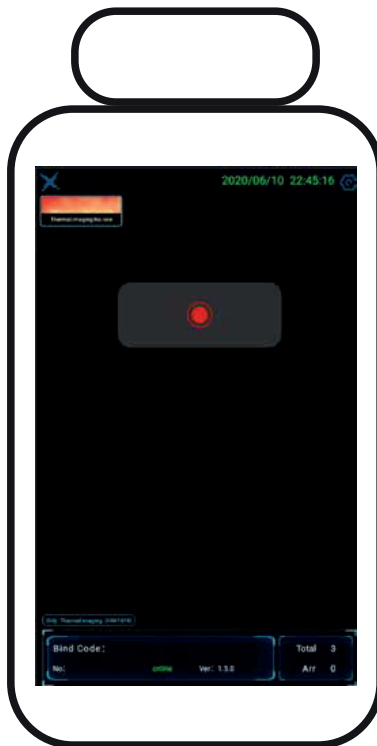
FUNCTIONALITY AND KEY FEATURES

Using the Xenon Fever Defence software offers the following features:

- Facial detection
- Temperature measurement
- Audible alarm
- User management
- Detection and temperature measurement settings
- Note this device requires a USB mouse to operate its menus

DETECTION SCREEN

The detection screen is displayed as an initial screen.



MENU

The menu is available by clicking on:

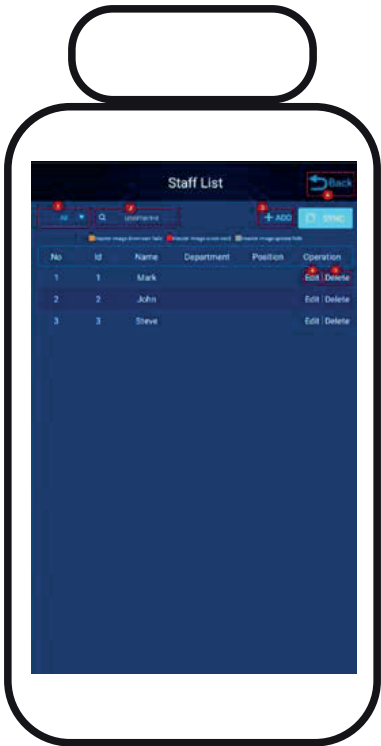
- Logo on the Detection screen
- Settings icon on the Detection screen



1	User manage	The dashboard displays the users added to the system and allows editing user's information or deletes the user from the system.
2	Add user	The menu for adding users to the system.
3	Record	The dashboard displays records captured by the device and allows to export records to the device's local folder.
4	Setting	The menu for configuring of various device's parameters.
5	Visitor	The dashboard displays information about visitors added to the system.
6	Upgrade	The button for checking and downloading the latest version of the Xenon Fever Defence software.
7	Back	The button to return to the Detection screen.

USER MANAGEMENT

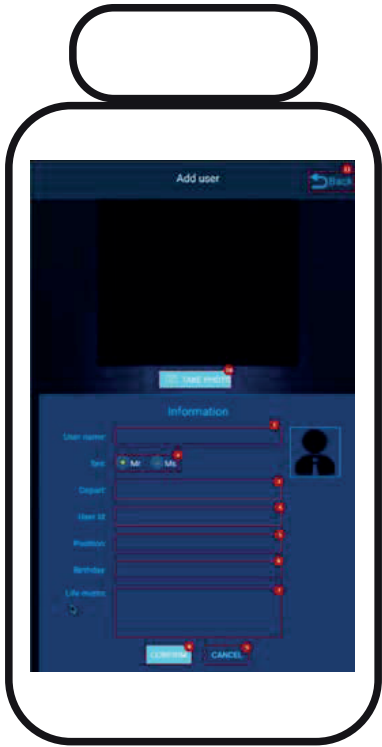
The dashboard displays the users added to the system and allows editing user's information or deletes the user from the system.



1	Filter	Filter for displaying users in the dashboard.
2	Search	The field for searching a user by username.
3	Add user	The menu for adding new users to the system.
4	Edit user	The menu for editing the selected user.
5	Delete user	The button for deleting the user from the system.
6	Back	The button to return to the Menu screen.

ADD USER

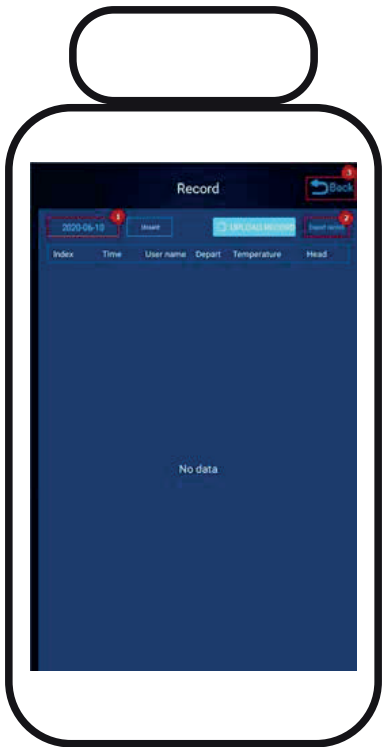
The menu for adding users to the system.



1	User name	The field for adding a name that uniquely identifies someone in the system.
2	Sex	The field that identifies the gender of the user.
3	Depart	The field that identifies the department that the User belongs to.
4	User id	The field for a unique User's ID.
5	Position	The field for adding the position that the User occupies.
6	Birthday	The field for adding the date of User's birthday.
7	Life motto	The field for adding additional information about the User.
8	Confirm	The button for confirmation of adding a user to the system.
9	Cancel	The button for canceling of adding a user to the system.
10	Take a photo	The button for taking a photo for User's profile.
11	Back	The button to return to the Menu screen.

RECORD

The dashboard displays records captured by the device and allows to export records to the device's local folder.



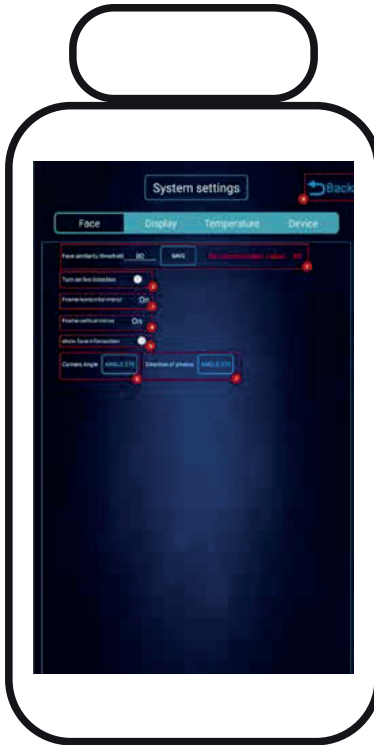
1	Date filter	The filter allows selecting and reviewing records for a particular date.
2	Export record	Export of records to a local folder on the device.
3	Back	The button to return to the Menu screen.

SETTING

The menu for configuring various device's parameters.

Face

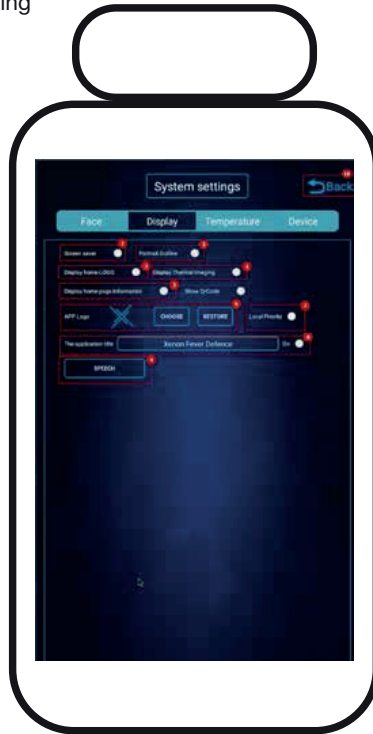
The submenu for configuring face detection parameters.



1	Face similarity threshold	The parameter of the system that defines the minimum value of similarity between the user's photo added to the system and the user itself.
2	Turn on live detection	The parameter of the system for detecting only a live person.
3	Frame horizontal mirror	The parameter of the system for mirroring the yellow frame horizontally on the detection screen.
4	Frame vertical mirror	The parameter of the system for mirroring the yellow frame vertically on the detection screen.
5	Show face information	Voicing and displaying the information about the User added to the system on the detection screen.
6	Camera angle	The parameter of the system that changes the display orientation on the detection screen.
7	Direction of photos	The parameter of the system that changes the orientation on the photo captured by device.
8	Back	The button to return to the Menu screen.

Display

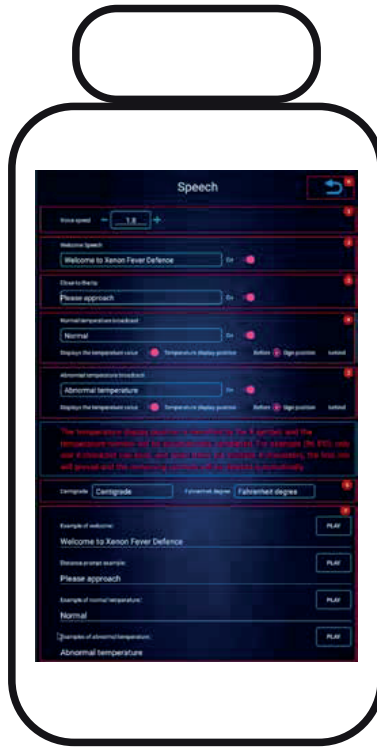
The submenu for configuring parameters of a display.



1	Screen saver	Turn on/turn off the screen saver when the device doesn't perform a detection.
2	Portrait online	Turn on/ turn off the human body frame on the detection screen.
3	Display home LOGO	Turn on/turn off displaying the logo.
4	Display thermal imaging	Turn on/ Turn off the thermal imaging (the top right of the detection interface).
5	Display home page information	Turn on/turn off displaying of the information bar at the bottom of the Detection screen.
6	App logo	Adding the logo that will be displayed on the device. The button 'Choose' allows to select the logo file from the local storage. The button 'Restore' allows to restore the logo to the default.
7	Local priority	Turn on/turn off the priority to select the logo file from the local storage.
8	The application title	The field for adding the application title that will be displayed in the system.
9	Speech	The button to go to voice settings.
10	Back	The button to return to the Menu screen.

Speech

The submenu for configuring the voice tips and messages of the system.



1	Voice speed	The parameter of the system for configuring the voice speed of the system.
2	Welcome speech	The audio message is voiced by the system after the launch of the Xenon Fever Defence software. Turn on/turn off options are available.
3	Choose to the tip	The audio message is voiced by the system when the user stays too far from the device. Turn on/turn off options are available.
4	Normal temperature broadcast	<p>The audio message is voiced by the system after detection of the normal temperature. Turn on/turn off options are available</p> <p>Temperature display position allows selecting the displaying the position of temperature value:</p> <ul style="list-style-type: none">• Before - the value is displayed before the text (e.g. 36.6°CNormal)• Sign position - display the temperature without the value (e.g. Normal)• Behind - the value is displayed after the text (e.g. Normal 36.6°C)

5	Abnormal temperature broadcast	<p>The audio message is voiced by the system after the detection of the abnormal temperature. Turn on/turn off options are available</p> <p>Temperature display position allows selecting the displaying the position of temperature value:</p> <ul style="list-style-type: none"> • Before - the value is displayed before the text (e.g. 38.6°CAbnormal) • Sign position - display the temperature without the value (e.g. Abnormal) • Behind - the value is displayed after the text (e.g. Abnormal38.6°C)
6	Centigrade / Fahrenheit	The parameter of the system that allows setting the audio message to voice the temperature unit.
7	Preview section	Preview of the audio messages that will be voiced by the system.
8	Back	The button to return to the System settings screen.

Temperature

The submenu for configuring the temperature detection parameters.



1	Current mode	The mode in which the device operates. Thermal imaging - temperature detection mode. Attendance - facial recognition mode.
2	Privacy mode	The mode when the system doesn't make and save records.
3	Enable Fahrenheit	Displaying of the temperature value in Fahrenheit.
4	Thermal imaging mirroring	The parameter of the system for mirroring the of the thermal imaging information on the detection screen.
5	Low temperature mode	The mode for device's operation when the environment temperature is lower than 18°C.
6	Automatic mode	The mode for the device's operation when the environment temperature range is from 18°C to 40°C.
7	No face temperature reporting	
8	Current correction value	Adjusting the detected temperature (e.g. the exact temperature is 36.5°C, but the device detects it as 36.8°C, it can be lowered by 0.3°C.)
9	Hypothermia threshold	Setting if the lower threshold value of the normal temperature.
10	Normothermia threshold	Setting of the upper threshold value of the normal temperature.
11	Broadcast delay	The parameter of the system for setting a delay between audio messages.
12	Back	The button to return to the Menu screen.

Device

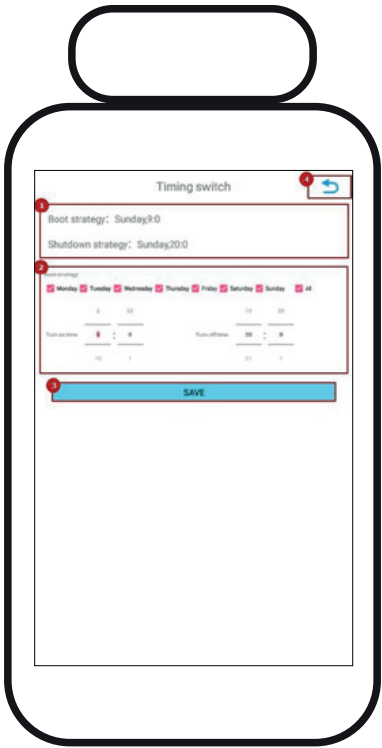
The submenu for configuring the device system parameters.



1	CPU Temperature	The current temperature of the device.
2	Network information	The information about the network the device is connected to.
3	IC Card reader	Turn on/Turn off the RFID module.
4	Close door delay	The parameters of the system to set the close door delay when the device is connected to the door.
5	Reboot	The button to reboot the device.
6	Change Manage Password	Setting of the system protection password.
7	Timing switch	The button to go to the schedule settings.
8	Clear all data	The button for deleting all the records from the device (except exported).
9	Cloud/LAN connection	Setting up the connection to the LAN or Cloud server.
10	Back	The button to return to the Menu screen.

Timing switch

The submenu for setting the Auto turn on and Auto turn off schedule of the device.



1	Schedule info	The information about the Auto turn on and Auto turn off schedule of the device.
2	Schedule	Setting the device's Auto turn on and Auto turn off schedule.
3	Save	The button for saving the schedule settings.
4	Back	The button to return to the system settings screen.

TERMS OF USE

LAST UPDATED 26TH APRIL 2020

CONTENTS

INTRODUCTION 2

1 DEFINITIONS 2

2 AGREEMENT 2

3 DISCLAIMER AND WARRANTIES 2

4 TERMS OF TRANSFER 3

5 TERMINATION OF THESE TERMS OF SALE 4

6 YOUR GENERAL RESPONSIBILITIES AND LIABILITIES 4

7 OUR GENERAL RESPONSIBILITIES AND LIMITATION TO LIABILITY. 5

8 INDEMINIFICATION 5

9 FORCE MAJEURE 5

9 SEVERANCE 6

11 WAIVER 6

12 ENTIRE AGREEMENT 6

13 HEADINGS 6

14 LAW AND JURISDICTION 6

15 DISPUTES 6

16 AMENDMENTS 6

17 INTERPRETATION 7

18 CONTACT US 7

INTRODUCTION

1.1 These Terms of Use ('the Terms') govern the Customers' including Data Subjects' ('you' or 'your') use of the Products as described in the Agreement and Terms of Order, and your relationship with Linkardstown Holdings Ltd T/A Xenon Fever Defence, a company registered in the Republic of Ireland with company number 46691 whose registered office is at Wexford Road Business Park, Carlow, Carlow R92R2R3, Republic of Ireland ('Xenon', 'we', 'our' or 'us').

1.2 Please read the Terms carefully as they affect your rights and liabilities under law. If you do not agree to these Terms, please do not use or purchase our Products. You should understand that by ordering any of our Products, you agree to be bound by these Terms. You should print a copy of these Terms for future reference. If you have any queries regarding these Terms, then please contact us.

2 DEFINITIONS

2.1 Data Subject: People (including minors) monitored and whose data may be collected by you, using our Products, including but not limited to your employees, visitors, etc.

2.2 Data Controller: A person, company, or other body that determines the purpose and means of personal data processing alone, or jointly with another person/company/body. Data Controller shall be interpreted according to the General Data Protection Regulations and the Data Protection Act, 2018.

2.3 Data Processor: A person or organisation who deals with personal data as instructed by Data Controller for specific purposes and services offered to the Controller that involve personal data processing. Data Processor shall be interpreted according to the General Data Protection Regulations and the Data Protection Act, 2018.

2.4 Other Order terms: As described in the Terms of Order.

2.5 Products: Xenon Fever Defence.

2.6 Product Vendor: Xenon Fever Defence Ltd

2.7 Under this Terms of Use, plural words shall denote singular as well.

2.8 Xenon Fire and Security Ltd and you are together termed as the Parties.

3 AGREEMENT

By using the Products, you agree to be bound by these Terms and hold us

indemnified from any breach of this Terms of Use pursuant to Clause 8 of this Agreement.

4 DISCLAIMER AND WARRANTIES

4.1 You must not rely on the information provided by the Products as an alternative to medical advice from a doctor or other professional healthcare provider.

4.2 If you have any specific questions about any medical concern, you should consult a doctor or other professional healthcare provider. If you think a person may be manifesting any symptom including but not limited to Covid-19, Influenza, etc. you should seek or advise them to seek immediate medical attention. You should never delay seeking medical advice, disregard medical advice, or discontinue medical treatment because of information provided by our Products.

4.3 The Products and its contents are provided “as is”, “as available” basis. The use of Products and its contents is at your sole risk. The Products and its contents are provided without warranty, representation, or guarantee of any kind whatsoever, either express or implied, including, but not limited to, any warranties of title or accuracy and any implied warranties of merchantability, fitness for a particular purpose, or non-infringement and any warranties implied by any course of performance or usage of trade, all of which are expressly disclaimed, with the sole exception of warranties (if any) which cannot be expressly excluded under applicable law.

4.4 We do not endorse or suggest any specific use case for our Products. The use, implementation and operation of the Products is at sole discretion of the Customer.

4.5 We do not promise the accuracy of the data collected and processed by the Customer using the Products. The Products are electronic products and therefore are susceptible to general technological malfunctions which are outside our control. Products require proper and regular maintenance in order to minimise the risk of malfunction.

4.6 You acknowledges and agrees that you are solely responsible for the selection of the Products, their ability to achieve the results as you intend, their use with any hardware, software, peripherals or any system, and the performance that you, and end users obtain from using them. You alone shall assume any and all warranty obligations with the Data Subjects or any third party, and you shall have no authority to obligate us in any way under each such warranty.

4.7 The Parties understand and agree that we have the right to cancel any sale transaction, listing or acceptance (i) for any reason in accordance with these Terms of Use, or (ii) under an order or instruction from any government body or order of court.

5 TERMS OF TRANSFER

5.1 The Products shall become your property as soon as the fees associated with the Products are paid in full.

5.2 A one-time setup Fee shall be paid by you as per the Order Sheet as compensation for use of our Product and/or Services.

5.3 A maintenance fee shall be collected from you as per the Order Sheet as compensation for monthly maintenance of the Product and other support services.

5.4 You shall have the option of compensating us with the one-time fixed fee and the maintenance fee either cumulatively or in instalments as per the Order Sheet.

5.5 You shall be solely liable for any liabilities arising pursuant to the use of the Products as delineated below even before the completion of payments in case of payments in instalments.

5.6 All Products are sold on a “FINAL SALE” basis only, and no cancellations, returns, refunds or credits are allowed.

6 TERMINATION OF THESE TERMS OF SALE.

6.1 We may refuse service to you or request to return the Product at any time, if you are found to be in breach of these Terms of Use, and such end of service provision or return of Product shall by default terminate our obligations as a product vendor to you under these Terms of Use (“Termination of Obligation”).

6.2 On such termination of our obligations, you shall be liable to pay all the dues, as on the termination date, owed to us immediately within 7 days of termination of our obligations as a product vendor towards you under these Terms of Use.

6.3 On the termination of obligations as per Clause 5, you shall return our products and end our services on the below mentioned terms:

6.3.1 You shall return the Products in good, maintained and usable condition.

6.3.2 You shall be liable to pay any additional cost for any damage to the Products.

6.3.3 You shall delete all the data collected and/or processed by you using the Products including but not limited to photographs of the Data Subject, time and date of Data collection, temperature of the Data Subject, etc.

7 YOUR GENERAL RESPONSIBILITIES AND LIABILITIES

7.1 Notwithstanding anything contrary contained in this Agreement the Products shall not be used for any unlawful purposes.

7.2 By using the Products, you represent and warrant that you meet all the requirements pursuant to the applicable laws, and that you will not use the Products in a way that violates any laws or regulations.

7.3 While using the Products you shall not breach any privacy, public security or employment laws.

7.4 The storage and processing of the data collected by the Products shall be your sole responsibility. You shall be dutybound to maintain the confidentiality of the data stored.

7.5 It shall be your sole responsibility to collect and/or process any data using the Products and to take any decisions pursuant to such collection and/or processing of the data.

7.6 You shall be responsible for the decisions regarding the installation of the Products, implementation of the Products and operation of the Products.

7.7 You shall be solely responsible to answer, resolve and/or rectify any question, request or query the Data Subject may have pursuant to the use of the Products by you or the data collected or processed using the Products.

7.8 You shall be solely responsible for acquiring the consent of the Data Subjects pursuant to the General Data Protection Regulation 2018, Data Protection Act 2018 and other applicable Laws.

7.9 You shall be dutybound to comply with any amendments to the existing laws, rules or regulations, effectiveness of any new Laws, rules or regulations, etc. while using the Products.

7.9 By using the Products, you represent and warrant that you meet all the requirements pursuant to the applicable laws, and that you will not use the Products in a way that violates any laws or regulations.

8 OUR GENERAL RESPONSIBILITIES AND LIMITATION TO LIABILITY

8.1 Pursuant to the Terms of Order and other order terms, we may provide both camera/screen hardware and support services including maintenance, training, and product warranty.

8.2 We do not assume the role of a Data Processor or Data Controller, with regard to the data collected by you through the Products. We reserve our rights and obligations only as a Product Vendor.

8.3 We shall never ask you for transfer of any data collected by you of the Data Subject using the Products. The Data of the Data Subject shall be stored in a local storage device which is not connected to any network or internet.

8.4 We shall reasonably try to keep the Products up to date, but we do not promise any upgrades in future and we do not guarantee the accuracy of results produced by the Products.

8.5 Password control and protection are the responsibility if the Data Controller. We do not have your current password and we are not responsible for any losses or breach of data confidentiality due to stolen or hacked passwords.

8.6 We do not assume any responsibility or liability with regard to a decision made you pursuant to the Data collected or processed using the Products.

9 INDEMINIFICATION

9.1 You hereby agree to indemnify and defend at your sole expense: Xenon Fire and Security Ltd, its employees, agents, representatives, directors and shareholders, from and against any and all claims arising out of or based upon your use of the Products, consultation, software or hardware provided or serviced hereunder, including, but not limited to, claims based on privacy breach, breach of confidentiality of Data, software licensing violations, copyright infringement, trademark infringement and patent infringement. In addition, you agree to pay any judgment and costs associated with such claim.

9.2 Legal Fees. In any action between the parties to enforce any of the terms herein laid out, the prevailing party shall be entitled to recover all expenses, including reasonable attorneys' fees.

9.3 We shall not be liable under these Terms of Use if on testing and examination of the Products, it is found that the alleged defect (if any) in the Product does not exist or was caused by you, or any third person's misuse, negligence, improper installation or improper testing, attempts to repair or

use beyond the range of the intended use, or by accident, fire, lightning or other hazard or any other cause beyond our control.

10 FORCE MAJEURE

We shall not be held liable for any delays or failure in performance of any part of the Service, from any cause beyond our control. This includes, but is not limited to, acts of God, changes to law or regulations, embargoes, war, terrorist acts, riots, fires, earthquakes, nuclear accidents, zombie apocalypse, floods, strikes, power blackouts, volcanic action, unusually severe weather conditions, and acts of hackers or third-party internet service providers.

11 SEVERANCE

If any part of the Terms shall be deemed unlawful, void or for any reason unenforceable, then that provision shall be deemed severable from these Terms and shall not affect the validity and enforceability of any remaining provisions of the Terms.

12 WAIVER

No waiver by us shall be construed as a waiver of any proceeding or succeeding breach of any provision.

14 ENTIRE AGREEMENT

These Terms form the entire basis of any agreement reached between you and us.

15 HEADINGS

Headings used in this Agreement is for the sake of convenience and would not affect or limit the effect of the terms contained within.

16 LAW AND JURISDICTION

These Terms shall be governed by and construed in accordance with the laws of Republic of Ireland and any disputes will be decided only by the courts in the Republic of Ireland.

17 DISPUTES

All disputes arising out of or in relation to this Term of Use, including any question regarding its existence, validity or termination, which cannot be amicably resolved by the Parties within fifteen days of being brought to their attention (such period is referred to as the “Consultation Period”), shall be settled by arbitration governed by the provisions of appropriate arbitration laws. If the parties are not able to agree on a sole arbitrator, a panel of three arbitrators shall be appointed wherein each party shall appoint one arbitrator, and the two arbitrators together shall appoint the presiding arbitrator. The venue/seat of Arbitration shall be in Dublin and the language of arbitration

shall be English. A dispute shall be deemed to have arisen when either Party notifies the other Party in writing to that effect.

18 AMENDMENTS

We may amend these Terms of Use from time to time, to comply with the updated Laws, Rules and Regulations.

WARRANTY TERMS, PERIOD AND DISCLAIMER:

Xenon Fever Defence units are covered by a one year warranty from the date of purchase.

Should the device need a replacement unit or part, this will be done on an exchange basis only (proof of purchase will be required).

In the case of a malfunctioning Fever Defence unit, the customer will return the device to Xenon Fever Defence at consumers expense. Xenon will replace or repair the device and return to the customer (at consumers expense).

The warranty only comes into force if the proof of purchase is shown with a valid receipt of payment. During the warranty period, and by presenting the proof of purchase, you will have the right to have any manufacturing defect repaired free of charge.

This warranty Does Not Apply to:

- Damage caused by accident, abuse, misuse, liquid contact, fire or other external causes.
- Cosmetic Damage- including but not limited to scratches, dents, cracks and/or other cosmetic damage.
- Damage caused by unauthorised service or modification
 - defects or damage resulting from service, testing, adjustment, installation, maintenance alteration or modification in any way, including but not limited to tampering with or altering software.

xenon

FE✓ER
DEFENSE

FE✓ERDEFENSE.COM