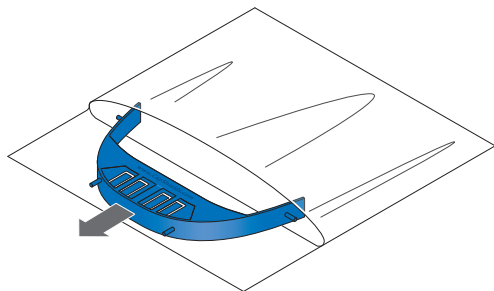




## CapShields Instructions

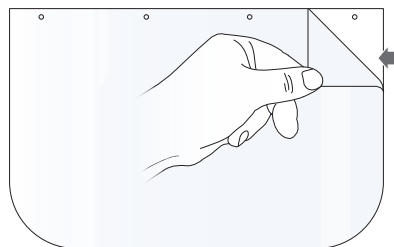
### Step 1:

Remove the visor clip and the shield from the bag.



### Step 2:

Remove the protective plastic from one side of the shield. **This will be the inside of the shield when in place.**



### Step 3:

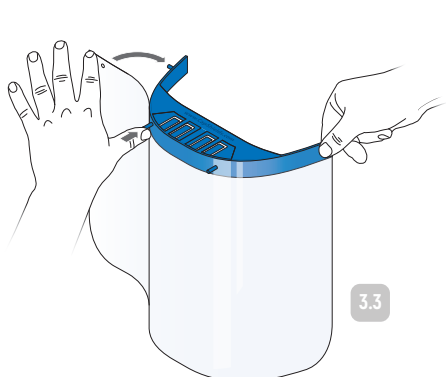
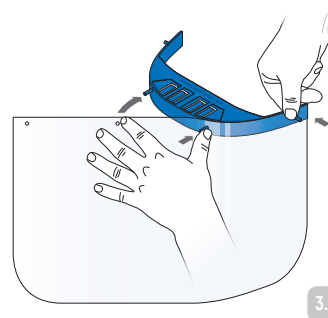
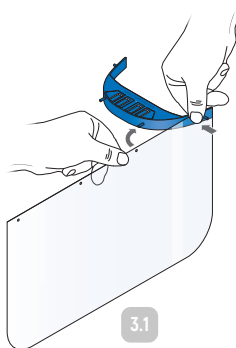
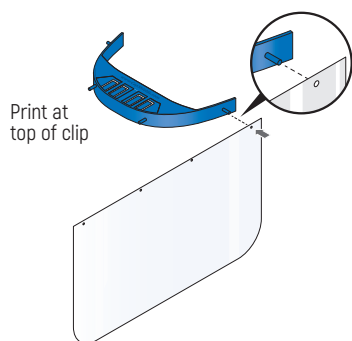
Making sure the clip is held so the printing is at the top and starting at one end of the clip, insert the post into the end hole of the shield.

**3.1:** Make sure the inside of the shield has the protective sheet **removed** and the protective sheet remains on the outside. **Do not remove the outside protective sheet yet.**

**3.2:** Work your way around the front of the clip, progressively inset the posts until they are all inserted into the holes. The holes are intentionally elongated so be sure to pull the shield as you work your way around so it does not slip off the post.

**3.3:** Smooth out the face shield so it sits firmly on the front edge of the visor clip.

**3.4:** You should now have the shield attached to the clip with the printing on the top.

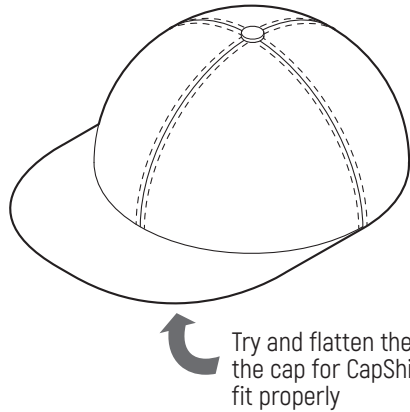


### NOTE:

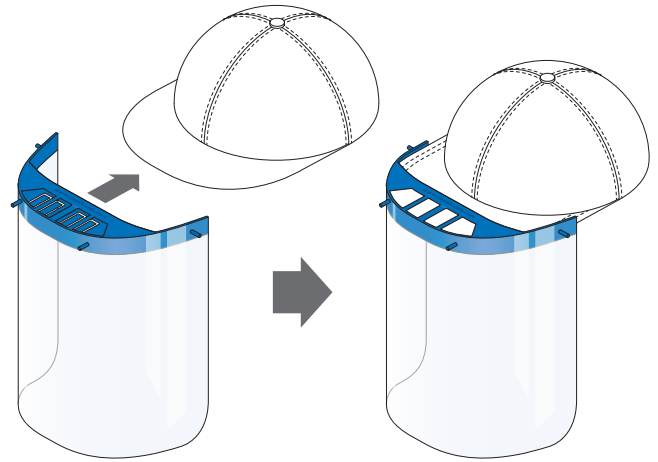
When done properly, there should be no gaps between the shield and the clip.

**Step 4:**

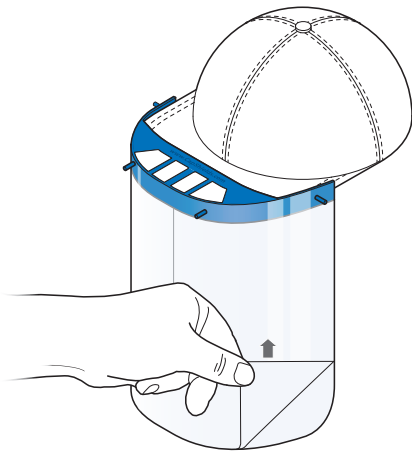
Select a cap. If the visor is not flat and is significantly curved, it must be straightened out in order to put the visor clip in place. Try and select a cap with the flattest bill possible to ease installation.

**Step 5:**

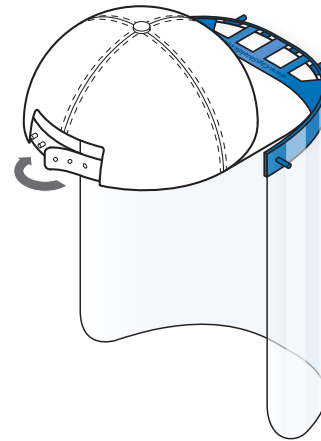
Slide the visor clip over the front of the bill of the cap until it is fully in position. Take care to minimize the gap between the visor clip and front edge of the bill as an open gap may allow aerosol or droplets to fall through.

**Step 6:**

Carefully remove the outside protective plastic.

**Step 7:**

Adjust the headband of the baseball cap for a comfortable fit.

**NOTE:**

Fogging can occur while wearing the CapShields in cold weather. Use an anti fogging spray if this happens. Do not use if vision is compromised.

**ORDERING INFORMATION**

P/N CV0010-1	CV-19 Face Shield with Clip	<b>\$12.95 each</b>
P/N CV0011-1	CV-19 Replacement Face Shield	<b>\$ 5.95 each</b>
	Available in Packs of 1, 5 or 10	



Order at [www.planesafeproducts.com](http://www.planesafeproducts.com)

CapShields do not include the baseball cap.

